




<p>Please complete each activity to support your learning at home;</p>	<h2>Twos Home Learning</h2> <h3>The Three Little Pigs</h3>	
<p style="text-align: center;">The Three Little Pigs</p>  <p>This homework grid encourages you to join in with activities based upon the story 'The Three Little Pigs' You can watch the video on the following link to follow the story: https://youtu.be/CtP83CWOMwc</p>	<p style="text-align: center;">Talk to your grown up about the story...</p> <p>Questions to think about;</p> <ul style="list-style-type: none"> *Can you name which material each of the houses are made from, can you remember them all? *Which animal is your favourite? *How many pigs are there? *In the story the pig is sad, why is he sad? <p>What makes you sad? What makes you happy? What makes you angry?</p>	<p style="text-align: center;">Mark Making</p> <p>The story is about Three Little Pigs who each build a house from different materials. Can you identify the materials they use?</p> <p>Have a go at drawing your own house. You can use pens, pencils, sequins, glitter etc.</p>
<p style="text-align: center;">Problem solving</p> <p>Our story is about Three Little Pigs, can you use wooden blocks or duplo to create your own house.</p> 	<p style="text-align: center;">Create your own Pig/Wolf mask</p> <p>Use a range of resources to create your own pig. You might choose paper plates for the face, googly eyes, tissue paper for the nose etc. Some ideas of resources you can use:</p> <ul style="list-style-type: none"> ● Paper plates ● Buttons ● Pipe cleaners ● Googly eyes ● Scraps of different fabrics ● Wool 	<p style="text-align: center;">Create your own house</p> <p>With the help of your parent see if you can create your own house using a variety of materials for example you could use:</p> <ul style="list-style-type: none"> *Sticks *Straw *Glue *A4 paper/card
<p style="text-align: center;">Playdough</p> <p>You can create your own little pigs or house from playdough.</p> <p>Ingredients to make playdough:</p> <ul style="list-style-type: none"> ● 2 cups of plain flour ● 1 cup of salt ● 1 cup of water 	<p style="text-align: center;">Role Play</p> <p>Can you remember what happens and retell the story? You can use props or act out actions when you are telling your grown up what happens.</p>	<p style="text-align: center;">Action rhymes</p>  <p>Sing and learn the rhyme; 'Head, shoulders, knees and toes'</p> <p>Head Shoulders Knees & Toes Sing Along With Tobee Kids Songs - YouTube</p> <p>Can you point to all the different parts of your body?</p>

Developing early writing skills

Have a go at making a sensory bag. You will need sandwich bags, oil and water. You then mix the water and the oil in the sandwich bag making sure the bag is fully sealed. You can then use your fingers to move the oil around the bag.



We love reading and sharing stories.

When looking at books talk to your grown-ups about the pictures. What is happening in the story?

What is your favourite story at home?

Brushing our teeth

We encourage children to be independent learners.



Using an old toothbrush, a paper cut out of a tooth and some white paint. Practise brushing the tooth so it's nice and clean.