

Please complete each activity to support your child's learning at home;

## Nursery Home Learning



### Walking through the Jungle

This Home Learning grid encourages you to join in with activities based upon the story 'Walking through the Jungle.'




Click on this link to listen to the story being read;

[https://www.youtube.com/watch?v=2a-\\_Y7zyiuM](https://www.youtube.com/watch?v=2a-_Y7zyiuM)

### Talk to your grown-up about the story...

Questions to think about;

- Do you have a favourite part of the story?
- Where was the little boy walking through?
- Which animals did he see?
- Which animal made the Sssss/Grrrr/Trump Trump sound?
- What were the animals looking for?



### Walking through the Jungle

The little boy moved in different ways through the jungle. Listen to the story again, can you copy the little boy's actions as he makes his way through the jungle? Can you walk, creep, run, leap?

Now, listen to this jungle action rhyme - can you follow these different actions? Which is your favourite movement?



<https://www.youtube.com/watch?v=GoSq-yZcJ-4>

### Jungle Themed Rain-Sticks

Create your own jungle themed musical instrument -

Use a cardboard tube and cover over one end using a cloth and elastic or by using some tape.

Pour in some rice and then seal the other end in the same way. You can use different amounts of rice to see which sounds louder/quicker.

Then decorate your rain-stick using resources from around your home. Can you make it look jungle themed, similar to the ones in the picture?



### Paper Plate Snake

Create your own jungle snake using a paper plate and paint, crayons or collage materials.



### Listening Game

The little boy was listening carefully when he walked through the jungle. Can you remember how to be a good listener by staying quiet and having our ears and eyes ready.

Click the link and listen to the different sounds. Do you recognise any? Which one's sound familiar?

[EYFS Listening skills - 14: Sound games 3 - BBC Teach](https://www.bbc.com/teach/primary/14-sound-games-3)

Think about lots of things that make noises at home and gather them together in a box or a bag. Take it in turns to make the sound for others to guess and identify. You could include objects like; crisp packets, keys, coins in a pot, a squeaky toy.



## Making Playdough

**PLAY DOUGH RECIPE**

**INGREDIENTS:**

- 1 cup flour
- 1/3 cup salt
- 1/4 cup water
- 2 teaspoons canola oil.
- Food coloring

**DIRECTIONS:**

First, mix the flour and salt into a bowl. Next, slowly add the water and canola oil into the same bowl. Then, add drops of food coloring. Lastly, with your hands, mix all the ingredients until smooth.


## Dough Gym

Once you have made your play dough use our jungle themed dough gym dance:



<https://www.youtube.com/watch?v=o9D5lfqZF3o>

Once finished, you could use your dough to make different jungle animals -



You could even use these Jungle themed playdough mats:

[Jungle Animal Number Playdough Mats \(teacher made\) - Twinkl](#)


## Number Rhymes

Can you sing along to these two familiar favourites with your grown up?



'Five Little Monkeys'

<https://www.youtube.com/watch?v=T8Hid9dBnOA>



'Five little Speckled Frogs'

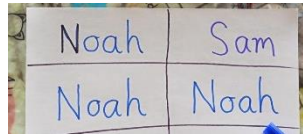
[https://www.youtube.com/watch?v=Q\\_hzAlnSw5w](https://www.youtube.com/watch?v=Q_hzAlnSw5w)



Use your fingers to show how many monkeys/frogs are left. Can you show five fingers to begin? Take one away, how many are left?

## Name Recognition

In order to recognise your name, you will need to have seen it lots of times.



Ask your grown up to divide paper into four sections and write a name on each section. Include your name and then other names to fill in the gaps. Cut out all of the names. Once all of the names are cut out, pick out each name and decide whether it is your name or a friend's name.

## Developing Early Writing Skills



Ask an adult to write your name on a piece of paper or chalkboard. Using small objects such as; pebbles, buttons, shells, follow the lines to create your name.

Continue to practise writing your name each day.



## Developing Scissor Skills

With your grown-up practice holding and using scissors.



Remember:

'Fingers on the bottom and the thumb on top, open the mouth and go chop, chop, chop.'



With a grown-up talk about the beginning letters and their sounds, the number of letters in a name and compare how they look.

Add more names as you begin to recognise your name quicker.

We love reading and sharing stories.

When looking at books talk to your grown-ups about the pictures. What is happening in the story?

What is your favourite story at home?



Practice making snips using a variety of resources - cooked spaghetti, wool, jelly, leaves.