



Ruth Miskin
Training



Parents' Meeting
*Introduction to
Read Write Inc.*

Reading changes everything



Teach a child to read and keep that child reading and we will change everything.

And I mean everything.

Jeanette Winterson

The steps to success: Read Write Inc.

How we teach it at Perry Hall

- It is for children learning to read in YR– Y2 and also older children who need to ‘catch up’ – who have not met the reading expectations on KS1.
- It is taught in groups based on their stage of reading. Each half-term, we assess and group our children based on their *stage* of reading not age of reading. This means all children practise reading at the right level.



Read Write Inc. Phonics daily lessons



Children practice reading and spelling words containing these sounds.



We teach the sound.



Alongside this we read stories to children: stories they cannot yet read for themselves

Then we give children decodable books containing sounds and words they can read. On each reading, children's fluency increases and the more they can focus on what the story is about.

Children also learn to spell the words they have been reading and develop their ideas into sentences so that they can write about the Storybooks they read.



Read Write Inc. Phonics daily lessons

We teach the sound:

Set 1

<https://schools.ruthmiskin.com/training/view/fTEFCKqD/nrrO6A0m>

<https://schools.ruthmiskin.com/training/view/CX9MYvwd/O62Q89pt>

<https://schools.ruthmiskin.com/training/view/SCvjrUkz/ME06hFJE>

Set 2

<https://schools.ruthmiskin.com/training/view/0DSOaZ3J/lqSOrMnj>



One-to-one tutoring – ‘keep up, not catch up!’



What is phonics?

Sounds: All words are made up of individual **sounds**. These sounds are merged together to form words.

e.g. in 'mat' we have the sounds 'm', 'a', 't', ship – 'sh', 'i', 'p'.

Graphemes: A grapheme is another name for the letters we use to write the sound.



English alphabetic code

- 44 sounds
- 26 letters
- Over 150+ graphemes (letter combinations)

- One of the most complex alphabetic codes in the world.



Speed Sounds Set 1 and Set 2



Consonant sounds – stretchy

f	l	m	n	r	s	v	z	sh	th	ng
										nk

Consonant sounds – bouncy

b	c	d	g	h	j	p	qu	t	w	x	y	ch
	k											

Vowel sounds – bouncy

a	e	i	o	u
---	---	---	---	---

Vowel sounds – stretchy

ay	ee	igh	ow
----	----	-----	----

Vowel sounds – stretchy

oo	oo	ar	or	air	ir	ou	oy
----	----	----	----	-----	----	----	----

Pure Sounds (ruthmiskin.com)



Sound pronunciation guide



Speed Sounds Set 3



Consonant sounds

f	l	m	n	r	s	v	z	sh	th	ng
ff	ll	mm	nn	rr	ss	ve	zz	ti		nk
ph	le	mb	kn	wr	se		s	ci		
					c		se			
					ce					

b	c	d	g	h	j	p	qu	t	w	x	y	ch
bb	k	dd	gg		g	pp		tt	wh			tch
	ck				ge							
	ch				dge							

Vowel sounds

a	e	i	o	u	ay	ee	igh	ow
	ea				<u>a-e</u>	<u>e-e</u>	<u>i-e</u>	<u>o-e</u>
					ai	y	ie	oa
						ea	i	o
						e	y	

oo	oo	ar	or	air	ir	ou	oy	ire	ear	ure
<u>u-e</u>			oor	are	ur	ow	oi			
ue			ore		er					
ew			aw							
			au							

Sounds + blending = reading



sat

Fred



Read Write Inc. Spelling

Teach spelling using Fred Fingers

sh i p



We use Fred Fingers to help children sound out words to spell easily.
It is a tool so they will be able to spell any word.

Each sound is represented by a finger. **For example:** ship has three sounds and therefore is represented by three fingers.
Children will be given a word, identify the number of sounds in the word, show Fred Fingers and pinch fingers saying each sound.



'Three with me, four at home' Accuracy



Accuracy

Fluency


Comprehension

Read and enjoy at home

What does your child bring home?



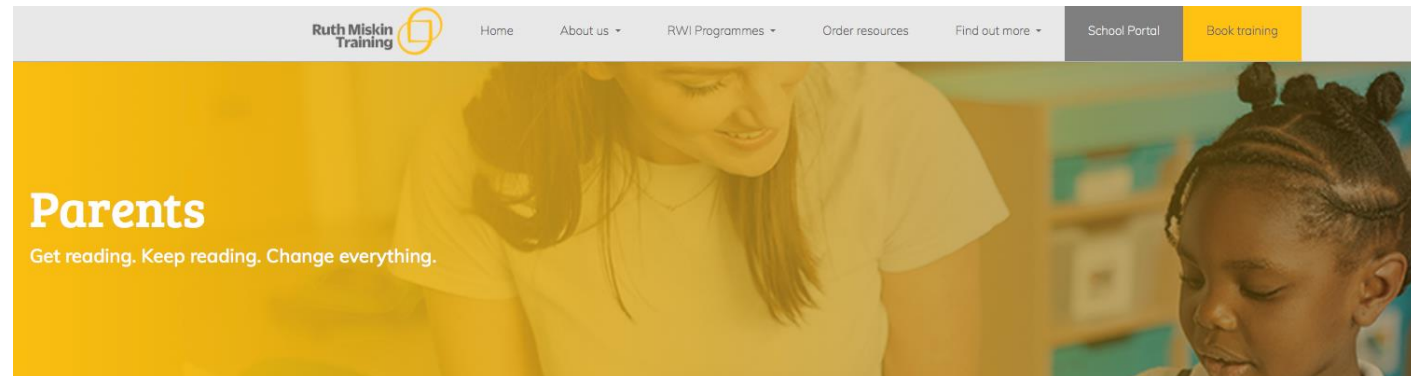
A Place to Grow



E-book

Videos linked
to the
sounds.

Free Video Tutorials (ruthmiskin.com)

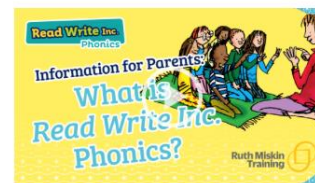
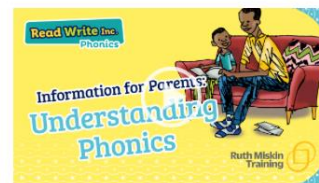


Read Write Inc. Phonics – information for parents

Our films show how we teach children to read and write with Read Write Inc. Phonics.

If your child is in a Read Write Inc. school or if you have bought a parent pack, the films will help you and your child practise together at home.

If you have a question for us, please get in touch via our [Facebook](#) and [Twitter](#) pages.



What can I do?

1. Use pure sounds, not letter names
2. Use Fred Talk to read and spell words
3. Listen to your child read their Storybook every day
4. Read stories to your child every day



Online resources available

- Ruth Miskin Parents' Page:
 - <http://www.ruthmiskin.com/en/parents/>

- Ruth Miskin Facebook:
 - <https://www.facebook.com/miskin.education>

- Free e-books for home reading:
 - <http://www.oxfordowl.co.uk/Reading/>





Thank you for your continued support
Q & A



Reading feeds the imagination, it expands horizons and offers new and exciting ways of seeing and making sense of our lives and of the world around us.

Michael Morpurgo