

A Place to Grow



WELCOME TO Year 6



Part of Perry Hall Multi-Academy Trust
Together We Succeed



Schools Within Perry Hall Multi-Academy Trust

The Trust was set up in 2013.
At present, we have nine schools within our trust:



We are a Primary-only Trust and believe in giving all of our children a first class education.

School Leadership Team



Miss R Kohli
Executive
Headteacher



**Mr D
Collinswood**
Chair of
Governors



Mrs C Gibbins
Head of School




Mrs M Dodd
Assistant Head and
EYFS/KS1 Phase Leader



Mrs D Holdcroft
Wider Curriculum
Lead



Mrs R Merricks
English Lead and
UKS2 Phase Leader



Mr C Fergusson
Mathematics
Lead and LKS2
Phase Leader



Mrs N Heer
Safeguarding
and Inclusion



Mrs C Russell
SENCO



MAT Leadership Team



Mrs AK Cheema
OBE
CEO of the Trust



Mr D Asbury
Executive Headteacher
for the Trust



Miss R Kohli
Executive Headteacher
for the Trust

Safeguarding Team



Mrs C Gibbins
Head of School



Mrs N Heer
Safeguarding and
Inclusion



Mrs C Russell
SENCO and
Safeguarding



Miss R Kohli
Executive Head
Teacher for the Trust



Mrs M Dodd
Assistant Head and
EYFS/KS1 Phase Leader



Mrs R Merricks
English Lead and
UKS2 Phase Leader



Mrs D Holdcroft
Wider Curriculum
Lead



Mr C Fergusson
Maths Lead and
LKS2 Phase Leader

Our Trust Safeguarding Policy can be found on the school website: <https://www.perryhall.co.uk/>
If you have any concerns about the welfare of your child please come and talk to us.

Our new Child Friendly Safeguarding Policy



A Place to Grow

HOW WE KEEP YOU SAFE AT PERRY HALL PRIMARY SCHOOL

It is the job of your teachers and parents to make sure that you are always safe.

This is a smaller version of our school's safeguarding policy to help you understand how we keep you safe.

At Perry Hall, we do our best to **help and support all of our children and their families** by making sure that **anybody can ask us for help at any time**, and that **your teachers will know what to do to help**.



We have rules to follow if we believe someone is not safe. We work together to protect them. We may ask other professionals to help protect that person too.

If someone, inside or outside of school, behaves in an unsafe way towards you then talk to us and we will help.

There is a
handout for you
to take away
today.

Inclusion Team



Miss R Kohli
Executive
Headteacher
for the Trust



Mrs C Gibbins
Head of School



Miss A Meredith
Assistant Educational
Psychologist



Mrs C Russell
SENCO



Mrs N Heer
Safeguarding and
Inclusion

Our Special Educational Needs policy and SEN Information Report can be found on the school website:

<https://www.perryhall.co.uk/>

The school follows the Local Authority recommended guidelines.


The Year 6 Team



Mrs Middlebrook
6MH Class
Teacher




Mrs Holdcroft
6MH Class
Teacher




Mr Price
6JP Class
Teacher



Mrs Hallard
Support Teacher



Mrs Gardner
Teaching
Assistant



Mrs Wardle
Teaching
Assistant

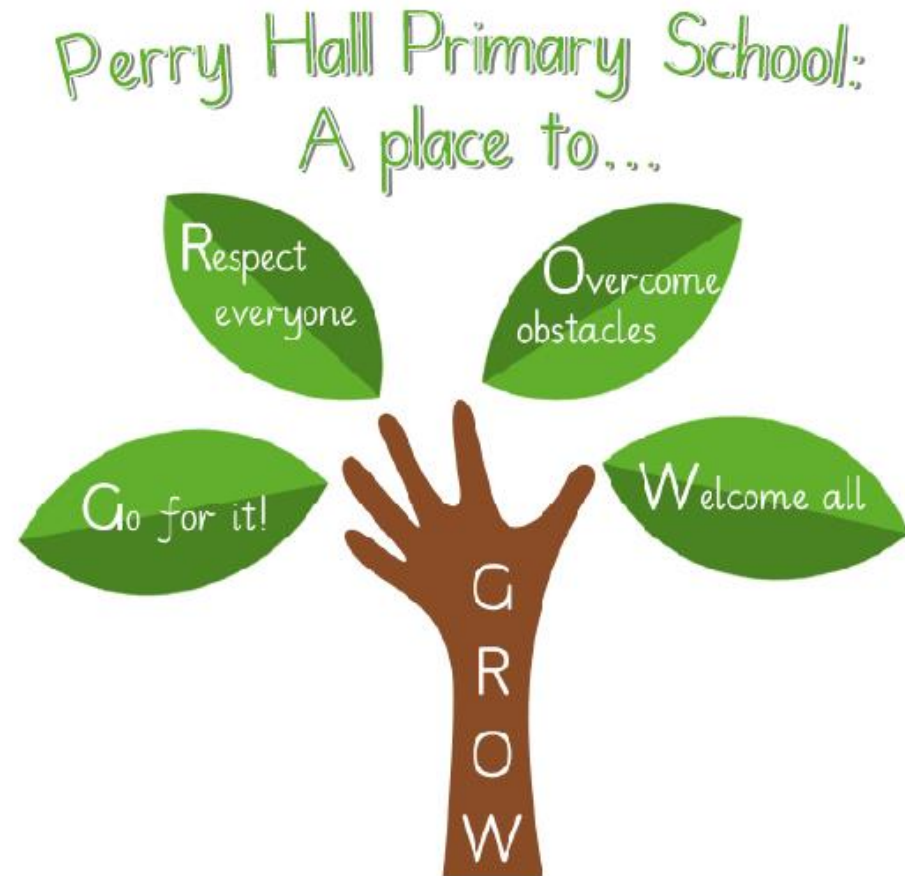
School Motto and Core Values



School Motto: Perry Hall Primary, a place to grow in confidence, creativity and ability.

At Perry Hall we are:

- **Respectful**
- **Caring**
- **Determined – never give up**
- **Enthusiastic**
- **Independent**
- **Motivated.**



The Curriculum



Parents and carers will receive a termly topic grid at the beginning of each term, which will outline the foci for the skills and knowledge related to the teaching and learning. These will also be uploaded onto our school website.

The topics for next year will be:

| Autumn | Spring | Summer |
|-------------|-------------------------|---------|
| World War 2 | Survival of the Fittest | Changes |

- Staff work as a year group team - they plan together and the whole team are aware of all of the children's needs.
- Whole school long term plans can be found on our school website.
- Clubs, after school, will be available throughout the year for children to attend. Letters will be sent out each term to confirm what clubs will be on offer.

The Curriculum



Proposed visits/experience days include:

| Autumn | Spring | Summer |
|---------------------------------|-------------|-----------------|
| The National Memorial Arboretum | Laches Wood | Local area walk |
| Estimated £15 | £180 | Free |

- All school visits are planned with these topics in mind to help facilitate learning.
- Visits will need to be paid for in full before the visit takes place. Visits may unfortunately be cancelled if insufficient funds are collected.

Setting and Groupings- Y6

Maths

This year, we will be working in ability groups for Mathematics. The children will be split into 3 groups, which will be consistently taught by the same members of staff.

English

Similar to Mathematics, English will be taught in 3 groups but these will be mixed ability. Each set will deliver the same planning to ensure consistency across the year group.

Science and non-core subjects

During topic this year, children will be taught in mixed ability groups each afternoon. Additional support will be given in smaller groups should this be required.

There may be times when your child will receive additional support to enhance their learning – interventions take place for all abilities; every effort is made to ensure that children do not miss out on any parts of the curriculum. These interventions may also take place before and after school.



Assessment

Throughout the year, we will be assessing your child's progress to ensure that they are working to their best possible potential.

It is expected that your child will be working securely within their age-related band by the end of the year (see yellow highlighting).

National, statutory assessments

- **Year 1** will take part in national, statutory phonics testing in June.
- **Year 2** will sit the national, statutory Key Stage 1 SATs in May.
- **Year 4** will carry out the national, statutory Multiplication Tables Check in June.
- **Year 6** will sit the national, statutory Key Stage 2 SATs in May.

| Stages of Progression | Age-related Expectation by the end of the year |
|-----------------------|--|
| Stage 1 Entering | |
| Stage 1 Developing | |
| Stage 1 Secure | Year 1 |
| Stage 2 Entering | |
| Stage 2 Developing | |
| Stage 2 Secure | Year 2 |
| Stage 3 Entering | |
| Stage 3 Developing | |
| Stage 3 Secure | Year 3 |
| Stage 4 Entering | |
| Stage 4 Developing | |
| Stage 4 Secure | Year 4 |
| Stage 5 Entering | |
| Stage 5 Developing | |
| Stage 5 Secure | Year 5 |
| Stage 6 Entering | |
| Stage 6 Developing | |
| Stage 6 Secure | Year 6 |



A Place to Grow



Summer Reading Challenge



This summer, we challenge you to visit (and join) your local library to take part in the 2022 Summer Reading Challenge! Bring in your library reading log, collected from the library when you sign up to the challenge, to share with us in September.

Join the Gadgeteers for the Summer Reading Challenge to **discover the amazing science and innovation behind the world around you**, including some of your favourite things!

Curious? Perfect! Your imagination can unlock endless possibilities...



Perry Hall's Summer Maths Times Tables Challenge (Year 1 – Year 6)



Multiplication has a tremendous impact on all areas of maths; it is important that your child regularly practises their times tables at home to develop this skill. Children can learn their multiplications in many different ways and what works for one child, may not work for yours. We encourage parents to try a variety of methods including: rote, games and singing. Please practise and ensure that your child knows:

| Expectations for times tables for each year group | |
|---|---|
| Year 1 | Count in multiples of 2, 5 and 10. Recall and use all doubles to 10 and corresponding halves. |
| Year 2 | Recall and use multiplication and division facts for the 2, 5 and 10 times tables including recognising odd and even numbers. |
| Year 3 | Recall and use multiplication and division facts for the 3, 4 and 8 times tables. |
| Year 4 | Recall and use multiplication and division facts for tables up to 12 x 12 |
| Year 5 | Revision of all times tables and division facts up to 12 x 12 |
| Year 6 | Revision of all times tables and division facts up to 12 x 12 |



As a school, we offer the use of Times Tables Rock Stars. All pupils in Year 2-6 have a login and can access this to help them practise.

Year 6 – Autumn Term – World War 2

This grid outlines the knowledge and skills that Year 6 children will gain throughout this term's topic.

As readers we will:

Continue to develop our skills in language understanding and retrieval of information, we will also increase our focus on inference skills. We will be reading a range of texts in our reading and English lessons, as well as the books the children bring home



As mathematicians we will:

Consolidate and extend our understanding of numbers and place value of their digits up to 10 million. We will be using all four operations (+, -, X, ÷) to calculate and solve reasoning tasks and problems. We will look at identifying and comparing fractions and converting them to decimals and percentages.



As writers we will:

Build on our skills to develop our sentence writing abilities in our own narratives. We will be using 'Letters from the Lighthouse' to inspire our writing as we focus on diaries, letters and newspaper reports.



As scientists we will:

We will investigate light where we will use our understanding of how we see, how light travels and where light comes from. We will use this understanding to create our own model lighthouses. In Autumn 2, we will move onto Electricity where we will be in investigating and creating circuits.



As historians we will:

- Plot the dates of the main events of WW2 on a timeline in chronological order.
- Examine artefacts and sources from WW2 to compare life in Nazi Germany and Britain in the 1940s.



As geographers we will:

- Identify the countries involved in WW2 on a map, for both the Axis and Allies.
- Identify how Europe, and its landmarks, have changed since WW2.



As artists and designers we will:

- Look at propaganda posters from WW2 and how their use of colour and images caught people's eyes and persuaded them.
- Study famous images from the gallery at the Imperial War Museum.



In computing we will:

- Explore and create algorithms.
- Use algorithms to debug computer programmes.



In Spanish we will:

- Revise how to greet and introduce ourselves in Spanish before putting these words into sentences.
- Learn how to say the names of family members and how to count up to 30.



In RE we will:

- Identify the different religions found in the local area and their key beliefs.
- Identify how different religions respect each other within our community.



In PSHE we will:

- Identify different types of healthy relationships.
- Learn that everybody is different and how to respect this.



As musicians we will:

- Appraise music from the 1940's including big band and swing band music.



In PE we will:

- Begin our swimming lessons, building up our skills to be able to swim 25m unaided.
- Work on our gymnastic skills in school.



Please select one piece of homework to be completed each week.

Year 6 Autumn Term 2022 World War 2

Please hand in your homework on Thursdays.

History

During WW2, men were actively encouraged to volunteer to fight in the army and women were encouraged to volunteer to work in the factories and farms. One way this was done was through propaganda posters. Design your own poster encouraging people to either join the army or work in the factories/farms.



Geography

There were two main sides during World War 2, the Allied forces and the Axis forces. Make a list of all of the countries that were on each side during the war. Compare this to the countries that were involved in World War 1. What do you notice?



Music

Music was used to motivate the army during World War 2. They would often sing songs about victory and home when they were marching from place to place. Which song motivates you? Why do you find it so motivational? What does it help you to do?



DI

Anderson shelters were built to help protect civilians during the Blitz. Plan, design and make your own Anderson Shelter using everyday materials you can find around your home.



Computing

Using PowerPoint or Microsoft Word, create a presentation answering the following questions:

- What was The Blitz?
- Children in cities were evacuated to the country during World War 2. What does this mean?
- What was the life of an evacuee like?



PSHE

Soldiers were fighting in World War 2 for years, and they were away from their friends and family for a significant amount of time. How do you think they felt? Imagine you are a soldier in that situation. Write a letter to your family at home.



Spanish

Nosotras sotrm la playa a medianoche

This is Spanish for 'we will storm the beach at midnight'. Can you find any other phrases that might have been used during the war and translate them into Spanish?



Art

This is a famous painting called 'The Drop' by Albert Richards. He painted it in 1944. Using either pencil crayon, chalk or paint, recreate your own version of this painting. Pay particular attention to your colour choices..



RE

Jewish people celebrate Hanukka. What is this festival? Why do Jewish people celebrate it? Present your research in a way that grabs your audience's attention!



A Place to Grow

Healthy Eating



The Government states: Food served/consumed in schools and academies in England must meet the school food standards so that children have healthy, balanced diets.

The food standards states the following (*which applies across the whole school day*):

Food:

- No confectionery, chocolate and chocolate-coated products. Desserts, cakes and biscuits are allowed at lunchtime.
- No more than two portions a week of food that has been deep-fried, batter-coated or breadcrumb-coated




Drinks:

- Plain water (still or carbonated)
- Lower fat milk or lactose reduced milk
- Fruit or vegetable juice
- Plain soya, rice, oat drinks or yoghurt drinks.

If your child has a specific dietary need which means they are unable to adhere to this, please speak with a member of staff to discuss further. However, we do always prefer children to drink water in school.

A Balanced plate

- Fruit and vegetables
- Grains, cereals and potatoes
- Dairy products
- Meat, fish, nuts and eggs
- Fats and sugars



Perry Hall is a no nut school, please do not send in anything containing nuts.

Free School Meals



If you think your child may be entitled to free school meals, please contact the school office or Wolverhampton City Council for further details.

- Although all KS1 children are entitled to universal free school meals, ***it is important that you continue to claim for free school meals.***
- Further information can be obtained from the school office or online at <http://www.wolverhampton.gov.uk/freeschoolmeals>



Our 'Open-door' Policy and Communication with School



If you have any concerns or worries, please contact the school office by telephone to arrange a suitable appointment time to come and see us.

- **Please inform us immediately if there are any changes to your child's:**
 - Contact details
 - Medical information
 - The named person for collecting your child.
- **Please note- when collecting your child, all adults collecting (including the main carer) must know your child's password and also have photo ID with them. Your child will not be released without this. If someone different is collecting, please ensure the school is informed before 2.45pm.**
- Please bare with us while our staff familiarise themselves with you during the first few weeks of the academic year. If ID is asked for, please understand this is to ensure the safety of your child.



365 days in a calendar year

Good attendance means being in school at least 95% of the time (180 to 190 days)



...being in school, on time, every day, ready to learn.



DID YOU KNOW? A two week holiday in term time means that the highest attendance you can achieve is **94.7%**

DID YOU KNOW? If you are 15 minutes late each day you will have missed a full 2 weeks of school in one year?

Can we take this opportunity to express from our Board of Governors and Trustees that we do not accept or tolerate any form of abuse from any member of the public. If this occurs, you will be asked to leave the premises.

Parent/Visitor Conduct On Site

Parents / Visitors are expected to treat all staff and children in a respectful way when on our school site. Any threatening, abusive or violent behaviour against any staff member or child is taken extremely seriously. Examples of such behaviour are below:

- raised voices
- shouting at staff
- swearing
- intimidating staff
- rallying other parents to become involved in intimidating behaviour
- publically voicing unsubstantiated claims about staff, children or the Academy.
- using racist or sexist terms
- using violence
- taking alcohol or drugs on the premises
- willful damage to school property
- theft
- threats or threatening behaviour
- altercations (verbal or physical towards other parents whilst on the school site)

This list is not an exhaustive list but seeks to provide illustrations of such behaviour that is not acceptable in our school.

Anyone behaving in this way will be asked to leave the premises and the police will be called if verbal or physical harassment occurs. If necessary, action will be taken to ban anyone behaving in such a way from the school grounds.



A Place to Grow

If you have any concerns or worries please come and see us.

Parents can speak to the office and make an appointment to see a staff member via telephone or book in a face to face meeting. At the end of the day, you may be asked to step inside to speak with a member of staff.


PLEASE NOTE

**WE WILL NOT
TOLERATE ABUSE
TOWARDS OUR STAFF**

School Behaviour Policy



We aim to foster an environment which is rich in learning, based upon the diversity of the school. The expectations for behaviour should reflect this, inclusive of the children, parents, staff and the wider community. The Governing Body and the staff accept this principle and seek to create an environment which encourages and reinforces good behaviour.



Our school's 'Good to be Green' scheme...

We strive to adopt a fair approach to behaviour management within our classrooms, offering a range of motivational rewards to help keep positive behaviour on track through the use of our Good to be Green scheme.



IT'S GOOD TO BE GREEN!



IT'S GOOD TO BE GREEN

You can receive a 'Platinum Card' for going 'above and beyond' - you will receive a sticker on your bookmark, a certificate and a prize.

If you end your day on a 'Gold Card', you will receive a sticker on your bookmark.

When you have collected all of the stickers on the front of your bookmark, you will receive:

- a certificate
- a dip in the prize box.

When you have collected all of the stickers on the back of your bookmark, you will receive:

- an invite for your grown-ups to join us in a celebration assembly (when assemblies are restarted)
- a certificate and a badge.

Places on the 'Wheel of Praise' are on offer at all times for showing a good attitude and lots of effort. At the end of each day, the 'Wheel of Praise' will be spun in each classroom and the winner will receive a dip in the prize box.

IF YOU ARE ALWAYS 'GREEN'
At the end of each half term, if you have managed to stay 'green' for that half term, you will receive a 'treat activity'.



A Place to Grow



A Place to Grow

RED TRIANGLE

Warning Card

If you end your day on a 'Yellow Card', you will miss 5 minutes of your 'Good to be Green' time. (You will miss 5 minutes per yellow card received during the week).

If you end your day on a 'Red Card':

- 1) you will carry out 'reflection time' with a member of the leadership team at the end of the day
- 2) your parents/carers will be contacted
- 3) you will miss 10 minutes of your 'Good to be Green' time. (You will miss 10 minutes per red card received during the week).

Consequence Card

NON NEGOTIABLES

You will automatically receive a PURPLE CARD for:

- Deliberate physical contact (including retaliation)
- Swearing
- Racism
- Stealing
- Refusal to complete work



If you receive a purple card:

- 1) you will carry out 'reflection time' with a member of the leadership team at the end of the day
- 2) your parents/carers will be contacted
- 3) you will miss all of your 'Good to be Green' time.



A Place to Grow

Rules Around School



Class Rules

- Classroom rules will be created with the children in September.

Playground Rules

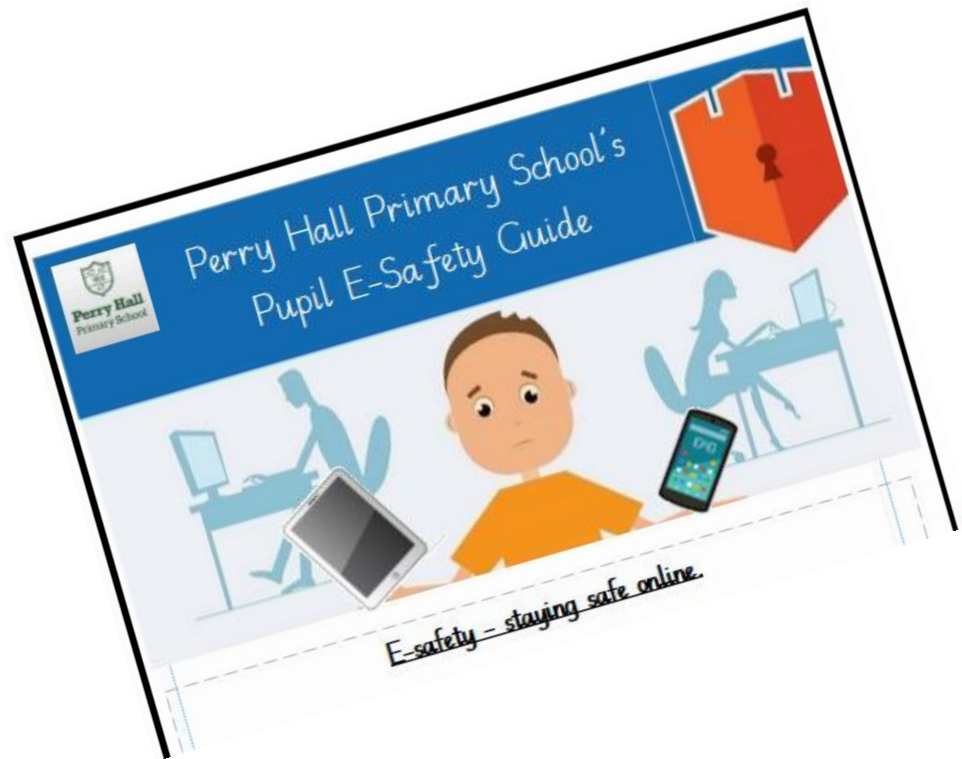
- To use positive language
- To play well with others
- To respect the adults who look after us
- To stand still and quiet when the bell/whistle goes
- To place all litter in the bins provided.



Our new pupil friendly and parent/carer friendly e-safety policy.



A Place to Grow



Both of these handouts are available for you to take away today...

Label everything please!

School Uniform

WINTER UNIFORM



A Place to Grow

Boys

- Sweatshirt – dark green
- Shirt – white
- Tie – dark green with yellow stripe, with or without elastic
- Trousers – grey
- Shoes – black.

Girls

- Blouse – white
- Cardigan – dark green
- Pinafore – grey
- Skirt – grey
- Dress – green with white check
- Socks – white
- Shoes – flat, black.

Summer Options

All pupils – white polo shirts

Girls have the option to wear a green and white checked dress

Boys have the option to wear grey shorts.

Please note: No make up, nail varnish, temporary tattoos or dyed unnatural hair colours.

Footwear

It is essential that children wear suitable footwear for school that allows their feet adequate room and gives proper support and ventilation. For this reason, please do not send children to school wearing fashion shoes or trainers.

Jewellery

In order to ensure adequate safety standards, particularly in organised games and physical education, children should not wear jewellery, especially earrings while at school. Studs are allowed, but must be removed or covered over for PE and games.

Where to buy?

All items can be purchased from Kids Corner, located on Showell Circus, Low Hill, Wolverhampton.

PE Kit



Our school PE kit for this year includes:

- Plain T-shirt in your team colour
- Black jogging bottoms
- Plain black hoodie
- Trainers

Please – no logos or branded items of clothing as this does not uphold our uniform policy.

Children are to **come to school wearing the above PE kit on their PE days**. For information on your child's PE day please see the year group information booklet.

For health and safety reasons, please remove all jewellery and ensure long hair is tied back. If children wear earrings they **MUST** bring in their own plasters to cover these during P.E. and any after-school sports.

It is very important that your child is in the correct PE kit and footwear for their lesson. Children will receive extra team points for this.

You child's PE day will be every Tuesday.



Homework

Perry Hall issues weekly homework to all children across school in Reception to Year 6.

The homework that we issue will either help children to prepare for lessons that are to come, or to consolidate the knowledge and skills that your child will have gained in school.



| Year 6 Homework | What is required? | Given out? | Due back in? | Where will I find this? | Do I need a login? |
|---------------------------------------|--|-------------------------------|---|---|---|
| Reading: School reading book (weekly) | Reading books will be sent home each Thursday and will need to be returned into school once complete. | Thursday | Once complete. A minimum of one complete reading book a week is expected. | Sent home with your child. | No. Supplementary reading can be completed on MYON using your child's login. |
| Spelling | Your child will be bringing home a 'spelling log book' where they are recording the words they are finding tricky in their spelling set that week. This book will be coming home each day for the children to practise. It needs to be returned to school each day. Children will be tested on their spellings throughout the week. | | | Spellings book sent home with your child. | No |
| Mathematics (weekly) | A weekly maths task will be given to your child for them to complete. | Friday | Tuesday | Homework folder | No |
| English (weekly) | A weekly English task will be given to your child for them to complete. | Friday | Tuesday | Homework folder | No |
| Topic Grid (termly) | A range of engaging tasks related to your child's termly topic and covering all curriculum areas, will be set each term. Children are to work through these tasks and send evidence of their complete outcomes to their year group email address. | Towards the start of the term | Throughout the term | Homework folder | No |
| Timestables Rockstars (daily/weekly) | Daily/weekly times table practice. Your child's class teacher will set a variety of challenges | Friday | Teacher's will track progress of the week each Friday | https://trockstars.com/ | Yes – see your child's personalised bookmark |



Breakfast Club



At Perry Hall 'Kids Club' we offer both breakfast and after school facilities for children in Nursery up to year 6.

Breakfast club runs between 7.45am until 8.30am and we offer a variety of breakfast choices.

Breakfast club £4.50.

Contact Details for Perry Hall Kids Club are:
Mrs Ferguson (breakfast club lead) 01902 921159
Email address phbreakfast-asc@perryhallmat.co.uk



After School Club



After school club runs Monday – Thursday. *Please note, we do not offer an after school club on a Friday.*

After school club is split into two sessions. The early session runs between 3.15pm and 4.15pm and the late session is between 3.15pm until 5.55pm.

During after school club, the children are offered a range of snacks. We offer a range of fun activities for all ages including arts and crafts, games and outdoor sports.

Please see cost information below:

After-school early session £4.50. After-school late session £7.00.

Contact Details for Perry Hall Kids Club are:

Miss Parkinson and Miss Gaunt (after-school club leads) 01902 921159

Email address phbreakfast-asc@perryhallmat.co.uk



Attendance

Absence and Illness

- If your child is ill whilst at school, we will ring you to collect your child. Please ensure we have current contact details.
- Please call the school office if you know your child will be absent and please ring each following day of the absence.
- Children will go straight to the classroom on arrival. Please make sure your child is on time as lessons start promptly. Persistent late arrival to school will be monitored.
- If your child is not collected by the allocated time, you will be called.



Term-time holidays

- The school **does not** authorise term-time holidays. However, if you require a leave of absence due to exceptional circumstances please complete the relevant documents.
- If you choose to take your child out of school on holiday during term time, this will be classed as an unauthorised absence.
- If you take your child/ren out on holiday during term time, a penalty notice of £60 could be imposed per child and per parent. This will be issued by the local authority. For further information please contact the school office.



Attendance and Punctuality



If your child arrives at school after the bell and the gate has been closed, they will receive a late mark.

If absent:

If attendance is under 95% a letter will be sent from school to Parents/Carers



Parents/Carers must contact school every day of absence



Parents/Carers must provide medical evidence for all absences



- For example, GP appointment card/medication/medication packaging/prescriptions/hospital and appointment letters/

Term Dates 2022/2023



Autumn Term 2022

- **Term Time:** Monday 5 September 2022 to Friday 21 October 2022
- **Half term:** Monday 24 October 2022 to Friday 28 October 2022
- **Term Time:** Monday 31 October 2022 to Friday 16 December 2022

Spring Term 2023

- **Term Time:** Tuesday 3 January 2023 to Friday 17 February 2023
- **Half term:** Monday 20 February 2023 to Friday 24 February 2023
- **Term Time:** Monday 27 February 2023 to Friday 31 March 2023

Summer Term 2023

- **Term Time:** Monday 17 April 2023 to Friday 26 May 2023
- **Half term:** Monday 29 May 2023 to Friday 2 June 2023
- **Term Time:** Monday 5 June 2023 to Tuesday 25 July 2023.

Please note that Monday 5th and Tuesday 6th September 2022 are whole school inset days so children commence school on Wednesday 7th September 2022.

Monday 31st October, Monday 5th June and Monday 3rd July are also INSET days.



Important Information



- If your child needs medication, please complete the appropriate form available from the school office.
- *All medication must be recently prescribed*, clearly labelled and sent into school via the office.
- If your child has an inhaler, please ensure a health care plan is completed via the office, it is clearly labelled and sent into school via the office.
- If you would like to discuss your child's medical needs, please email the school on the following email address:
phmedical@perryhallmat.co.uk

Please ensure you inform us of any changes.



Any Questions?

For further information please visit our school website

<https://www.perryhall.co.uk/>



A Place to Grow

If you have any questions, please contact the school office
on 01902 921159 during term time;
Mrs Cox & Mrs Wootton will be happy to assist you.



THANK YOU FOR ATTENDING

We look forward to welcoming your child in to Year 6!



A Place to Grow

Address

Perry Hall Primary School
Colman Avenue
Wednesfield
Wolverhampton
WV11 3RT

Call

01902 921159

Email

perryhall.groupemail@wolverhampton.gov.uk

Visit

www.perryhall.co.uk



Together We Succeed