

WELCOME TO Year 1



Part of Perry Hall Multi-Academy Trust
Together We Succeed




Schools Within Perry Hall Multi-Academy Trust

The Trust was set up in 2013.
At present, we have nine schools within our trust:



We are a Primary-only Trust and believe in giving all of our children a first class education.

School Leadership Team



Miss R Kohli
Executive
Headteacher



**Mr D
Collinswood**
Chair of
Governors



Mrs C Gibbins
Head of School




Mrs M Dodd
Assistant Head and
EYFS/KS1 Phase Leader



Mrs D Holdcroft
Wider Curriculum
Lead



Mrs R Merricks
English Lead and
UKS2 Phase Leader



Mr C Fergusson
Mathematics
Lead and LKS2
Phase Leader



Mrs N Heer
Safeguarding
and Inclusion



Mrs C Russell
SENCO



MAT Leadership Team



Mrs AK Cheema
OBE
CEO of the Trust



Mr D Asbury
Executive Headteacher
for the Trust



Miss R Kohli
Executive Headteacher
for the Trust

Safeguarding Team



Mrs C Gibbins
Head of School



Mrs N Heer
Safeguarding and
Inclusion



Mrs C Russell
SENCO and
Safeguarding



Miss R Kohli
Executive Head
Teacher for the Trust



Mrs M Dodd
Assistant Head and
EYFS/KS1 Phase Leader



Mrs R Merricks
English Lead and
UKS2 Phase Leader



Mrs D Holdcroft
Wider Curriculum
Lead



Mr C Fergusson
Maths Lead and
LKS2 Phase Leader

Our Trust Safeguarding Policy can be found on the school website: <https://www.perryhall.co.uk/>
If you have any concerns about the welfare of your child please come and talk to us.

Our new Child Friendly Safeguarding Policy



A Place to Grow

HOW WE KEEP YOU SAFE AT PERRY HALL PRIMARY SCHOOL

It is the job of your teachers and parents to make sure that you are always safe.

This is a smaller version of our school's safeguarding policy to help you understand how we keep you safe.

At Perry Hall, we do our best to **help and support all of our children and their families** by making sure that **anybody can ask us for help at any time**, and that **your teachers will know what to do to help**.

We have rules to follow if we believe someone is not safe. We work together to protect them. We may ask other professionals to help protect that person too.

If someone, inside or outside of school, behaves in an unsafe way towards you then talk to us and we will help.



There is a
handout for you
to take away
today.

Inclusion Team



Miss R Kohli
Executive
Headteacher
for the Trust



Mrs C Gibbins
Head of School



Miss A Meredith
Assistant Educational
Psychologist



Mrs C Russell
SENCO



Mrs N Heer
Safeguarding and
Inclusion

Our Special Educational Needs policy and SEN Information Report can be found on the school website:

<https://www.perryhall.co.uk/>

The school follows the Local Authority recommended guidelines.

The Year 1 Team



A Place to Grow



Miss Newell
1CN Class
Teacher



Miss Lockley
1DL Class
Teacher (Mon-Wed)



Mrs Dodd
1DL Class
Teacher (Wed-Fri)




Miss Stanyer
Support Teacher




Mrs Jeffries
1CN Teaching
Assistant (Mon/Tue)



Mrs Fowell
1CN Teaching
Assistant (Wed-Fri)



Mrs Ballinger
One-to-one
support



Miss Clinton
One-to-one
support

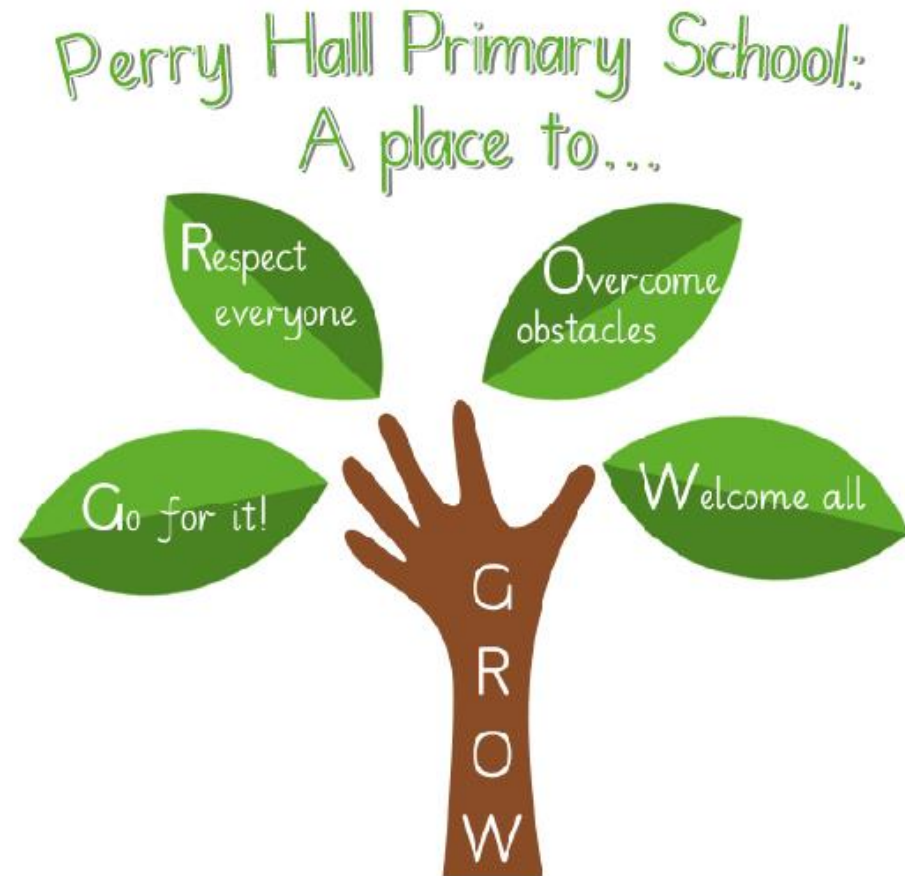
School Motto and Core Values



School Motto: Perry Hall Primary, a place to grow in confidence, creativity and ability.

At Perry Hall we are:

- **Respectful**
- **Caring**
- **Determined – never give up**
- **Enthusiastic**
- **Independent**
- **Motivated.**



The Curriculum



Parents and carers will receive a termly topic grid at the beginning of each term, which will outline the foci for the skills and knowledge related to the teaching and learning. These will also be uploaded onto our school website.

The topics for next year will be:

Autumn	Spring	Summer
A Voyage into Year One Fun and Games	Jetsetters	Castles

- Staff work as a year group team - they plan together and the whole team are aware of all of the children's needs.
- Whole school long term plans can be found on our school website.
- Clubs, after school, will be available throughout the year for children to attend. Letters will be sent out each term to confirm what clubs will be on offer.

The Curriculum



Proposed visits/experience days include:

Autumn	Spring	Summer
Toy Museum Workshop (in school)	Dudley Canal and Tunnel Trust	Tamworth Castle
Estimated £8	Estimated £15	Estimated £15

- All school visits are planned with these topics in mind to help facilitate learning.
- Visits will need to be paid for in full before the visit takes place. Visits may unfortunately be cancelled if insufficient funds are collected.

Setting and Groupings - Y1-5



Mathematics, English, Science and non-core subjects

Children will work in two mixed ability groups for Mathematics, English, Science and non-core subjects (usually their classes). Both groups will deliver the same planning to ensure consistency across the year group.

Additional support will be given in smaller groups should this be required.

There may be times when your child will receive additional support to enhance their learning—interventions take place for all abilities; every effort is made to ensure that children do not miss out on any parts of the curriculum. These interventions may also take place before and after school.



Assessment

Throughout the year, we will be assessing your child's progress to ensure that they are working to their best possible potential.

It is expected that your child will be working securely within their age-related band by the end of the year (see yellow highlighting).

National, statutory assessments

- **Year 1** will take part in national, statutory phonics testing in June.
- **Year 2** will sit the national, statutory Key Stage 1 SATs in May.
- **Year 4** will carry out the national, statutory Multiplication Tables Check in June.
- **Year 6** will sit the national, statutory Key Stage 2 SATs in May.

Stages of Progression	Age-related Expectation by the end of the year
Stage 1 Entering	
Stage 1 Developing	
Stage 1 Secure	Year 1
Stage 2 Entering	
Stage 2 Developing	
Stage 2 Secure	Year 2
Stage 3 Entering	
Stage 3 Developing	
Stage 3 Secure	Year 3
Stage 4 Entering	
Stage 4 Developing	
Stage 4 Secure	Year 4
Stage 5 Entering	
Stage 5 Developing	
Stage 5 Secure	Year 5
Stage 6 Entering	
Stage 6 Developing	
Stage 6 Secure	Year 6



A Place to Grow



Summer Reading Challenge



This summer, we challenge you to visit (and join) your local library to take part in the 2022 Summer Reading Challenge! Bring in your library reading log, collected from the library when you sign up to the challenge, to share with us in September.

Join the Gadgeteers for the Summer Reading Challenge to **discover the amazing science and innovation behind the world around you**, including some of your favourite things!

Curious? Perfect! Your imagination can unlock endless possibilities...



Perry Hall's Summer Maths Times Tables Challenge (Year 1 – Year 6)



Multiplication has a tremendous impact on all areas of maths; it is important that your child regularly practises their times tables at home to develop this skill. Children can learn their multiplications in many different ways and what works for one child, may not work for yours. We encourage parents to try a variety of methods including: rote, games and singing. Please practise and ensure that your child knows:

Expectations for times tables for each year group	
Year 1	Count in multiples of 2, 5 and 10. Recall and use all doubles to 10 and corresponding halves.
Year 2	Recall and use multiplication and division facts for the 2, 5 and 10 times tables including recognising odd and even numbers.
Year 3	Recall and use multiplication and division facts for the 3, 4 and 8 times tables.
Year 4	Recall and use multiplication and division facts for tables up to 12 x 12
Year 5	Revision of all times tables and division facts up to 12 x 12
Year 6	Revision of all times tables and division facts up to 12 x 12



As a school, we offer the use of Times Tables Rock Stars. All pupils in Year 2-6 have a login and can access this to help them practise.

Autumn Term Curriculum Grid



Year 1– Autumn Term – A voyage into Year 1/Fun and games

This grid outlines the knowledge and skills that Year 1 children will gain throughout this term's topic.



A Place to Grow

As readers we will:

- Listen to and discuss a wide range of stories and non-fiction books
- Get better at reading accurately by blending sounds
- Make predictions about what might happen in a story
- Begin to be able to retrieve information from a text
- Begin to use some expression and intonation when reading aloud
- Join in with repeated phrases and retell stories orally
- Be able to identify characters, events and settings in stories.
- Increase our fluency and pace when reading



As mathematicians we will:

- Use concrete materials such as counters, dienes and numicon
- Become familiar with reasoning and problem-solving tasks
- Identify one more and one less than a given number and across 100 forwards and backwards
- Read and accurately write numbers to 20 in numerals and words
- Begin to solve one step problems involving addition and subtraction
- Recognise, name and talk about the properties of 2D shapes
- Tell the time to the hour and half past the hour
- Measure and begin to record length and height
- Understand and begin to use a range of mathematical vocabulary linked to what we have learned about
- Begin to be able to explain our own understanding and justify our answers by answering "How do you know?" questions



As writers we will:

- Recognise what a complete sentence containing a verb and a noun looks like
- Know what nouns, verbs and adjectives are and begin to use adjectives to make our writing interesting
- Compose sentences orally to ensure they make sense
- Apply our developing phonic knowledge when writing, including accurately writing 'special friends' (set 2/some set 3 sounds) in words
- Begin to use capital letters, finger spaces and full stops
- Begin to join sentences using the connective 'and'
- Write character descriptions, setting descriptions and short simple narratives with a clear beginning, middle and end



As scientists we will:

- Ask simple scientific questions
- Use simple equipment to make scientific observations
- Suggest what have found out using our observations
- Gather and record data
- Recognise simple forces including pushes and pulls
- Explore seasonal changes between autumn and winter.



Autumn Term Curriculum Grid



A Place to Grow

As historians we will:

- Sequence events in chronological order
- Describe similarities and differences
- Identify different ways to represent the past
- Learn about the significant lives of people from the past
- Use a range of sources to find out characteristic features of the past.



As geographers we will:

- Use basic geographical vocabulary
- Name, locate and identify the continents on a map
- Understand the terms physical features and human features.



As artists we will:

- Develop a range of art and design techniques in using colour, pattern and shape
- Use drawing, painting and sculpture to develop and share ideas, experiences and imagination
- Learn about the work of two artists and the similarities and differences in their work.



In computing we will:

- Use technology safely and respectfully, understanding the importance of keeping personal information private
- Practise logging on and navigating independently
- Begin adding pictures and texts to my work.
- Use a computer program to sort and group animals.



As designers we will:

- Plan and design a product by modelling and communicating our ideas verbally and by drawing
- Select and use the correct tools to perform practical tasks
- Explore and evaluate a range of existing products.
- Evaluate our own finished product and say how it could be improved



In RE we will:

- Share our own understanding of our own religions and religious festivals we have celebrated
- Learn about religious festivals including Diwali and Christmas
- Learn about what Christians believe about God
- Learn about how and why Christians pray to God



In PSHE we will:

- Learn about why we have classroom rules and help to create our own classroom rules
- Learn how to recognise facial expressions and body language to understand how others' are feeling
- Learn strategies for managing 'not-so-good' feelings

As musicians we will:

- Listen to and appraise a piece of music
- Explore different styles of music
- Use percussion instruments.
- Regularly sing songs together






In PE we will:

- Take part in collaborative team games.
- Explore how to move and control a ball in different ways
- Develop competency with basic movements including running and jumping

Autumn Term Homework Grid



Please select one piece of homework to complete each week	Year 1 Autumn term 2022 Topic: A voyage into Year 1	Please hand in your homework on Thursdays. Email to ph.y1homelearning@perryhallmat.co.uk
<p>Challenge 2 Science- experiment time!</p> <p>Follow this simple recipe to make your own salt dough. Help your grown-up measure out the ingredients you need accurately and have fun mixing them together. Can you use some interesting describing words to talk to your grown-up about how it feels and what it looks like at each stage of the making process?</p> <p>Once you have made your salt dough, try adding food colouring. How many drops do you need to make a pale colour? How many drops did you need to make a bright colour?</p> <div data-bbox="453 544 637 715" style="border: 1px solid black; padding: 5px;"> <p>How to make Salt Dough</p> <p>Mix together:</p> <ul style="list-style-type: none"> • 2 cups of plain flour • 1 cup of salt • 1 1/2 cup of water <p><small>(add the water in slowly as you mix need less)</small></p> <p>Knead the mixture into a dough and get creating.</p> <p><small>(You can't really go wrong, if it has stuck just add some more flour)</small></p> </div>	<p>Challenge 1 Literacy Share the story The Barnabus Project</p> <p>https://www.youtube.com/watch?v=-F7TVpVdMqHO</p>  <p><i>A note for parents/carers</i></p> <p>Read aloud As you watch the story with your child allow time to pause and talk about what is happening in the story and the pictures. Encourage your child to think about how the character might be feeling and how they know (facial expression etc.)</p>	<p>Challenge 3 Art/Design & Technology</p> <p>Create a poster about something you are really interested in or a hobby that you enjoy.</p>  <p>Use lots of colour or even collage materials to make it eye-catching. Include as much information as you can to make your poster really interesting.</p>  <p>We can share them with your friends at school if you are happy to during our 'Show and Tell' time each week.</p>
 <p>Challenge 4 Literacy- Phonics</p> <p>Please practice using the sounds you know. There are some great games on Phonics bloom- https://www.phonicsbloom.com/ And Phonics play- https://www.phonicsplay.co.uk/</p>	<p>Join in When you return to the story children might be able to have a conversation with you about parts of it, for example <u>What</u> would their perfect pet be?</p> <p>Tell the story Once your child has heard the story a few times they could tell the story to you using the pictures to guide them. Try and draw a story map together, your child should be familiar with these from their time in Reception.</p>	<p>Challenge 5 Literacy- writing</p> <p>Draw a picture and write sentences about your own hybrid animal.</p>  <p>What is its name? What does it look like? What does it feel like? Where does it live? What makes it special?</p>

		<p>★ Extra challenge:</p> <p>Improve and extend your sentences using the connective 'and' to join two sentences up or use adjectives to describe how your animals fur or skin feel.</p>
--	--	---

Healthy Eating



The Government states: Food served/consumed in schools and academies in England must meet the school food standards so that children have healthy, balanced diets.

The food standards states the following (*which applies across the whole school day*):

Food:

- No confectionery, chocolate and chocolate-coated products. Desserts, cakes and biscuits are allowed at lunchtime.
- No more than two portions a week of food that has been deep-fried, batter-coated or breadcrumb-coated




Drinks:

- Plain water (still or carbonated)
- Lower fat milk or lactose reduced milk
- Fruit or vegetable juice
- Plain soya, rice, oat drinks or yoghurt drinks.

If your child has a specific dietary need which means they are unable to adhere to this, please speak with a member of staff to discuss further. However, we do always prefer children to drink water in school.

A Balanced plate

- Fruit and vegetables
- Grains, cereals and potatoes
- Dairy products
- Meat, fish, nuts and eggs
- Fats and sugars



Perry Hall is a no nut school, please do not send in anything containing nuts.

Free School Meals



If you think your child may be entitled to free school meals, please contact the school office or Wolverhampton City Council for further details.

- Although all KS1 children are entitled to universal free school meals, ***it is important that you continue to claim for free school meals.***
- Further information can be obtained from the school office or online at <http://www.wolverhampton.gov.uk/freeschoolmeals>



Our 'Open-door' Policy and Communication with School



If you have any concerns or worries, please contact the school office by telephone to arrange a suitable appointment time to come and see us.

- **Please inform us immediately if there are any changes to your child's:**
 - Contact details
 - Medical information
 - The named person for collecting your child.
- **Please note- when collecting your child, all adults collecting (including the main carer) must know your child's password and also have photo ID with them. Your child will not be released without this. If someone different is collecting, please ensure the school is informed before 2.45pm.**
- Please bear with us while our staff familiarise themselves with you during the first few weeks of the academic year. If ID is asked for, please understand this is to ensure the safety of your child.



Can we take this opportunity to express from our Board of Governors and Trustees that we do not accept or tolerate any form of abuse from any member of the public. If this occurs, you will be asked to leave the premises.

Parent/Visitor Conduct On Site

Parents / Visitors are expected to treat all staff and children in a respectful way when on our school site. Any threatening, abusive or violent behaviour against any staff member or child is taken extremely seriously. Examples of such behaviour are below:

- raised voices
- shouting at staff
- swearing
- intimidating staff
- rallying other parents to become involved in intimidating behaviour
- publically voicing unsubstantiated claims about staff, children or the Academy.
- using racist or sexist terms
- using violence
- taking alcohol or drugs on the premises
- willful damage to school property
- theft
- threats or threatening behaviour
- altercations (verbal or physical towards other parents whilst on the school site)

This list is not an exhaustive list but seeks to provide illustrations of such behaviour that is not acceptable in our school.

Anyone behaving in this way will be asked to leave the premises and the police will be called if verbal or physical harassment occurs. If necessary, action will be taken to ban anyone behaving in such a way from the school grounds.



A Place to Grow

If you have any concerns or worries please come and see us.

Parents can speak to the office and make an appointment to see a staff member via telephone or book in a face to face meeting. At the end of the day, you may be asked to step inside to speak with a member of staff.


PLEASE NOTE

**WE WILL NOT
TOLERATE ABUSE
TOWARDS OUR STAFF**

School Behaviour Policy



We aim to foster an environment which is rich in learning, based upon the diversity of the school. The expectations for behaviour should reflect this, inclusive of the children, parents, staff and the wider community. The Governing Body and the staff accept this principle and seek to create an environment which encourages and reinforces good behaviour.



Our school's 'Good to be Green' scheme...

We strive to adopt a fair approach to behaviour management within our classrooms, offering a range of motivational rewards to help keep positive behaviour on track through the use of our Good to be Green scheme.



IT'S GOOD TO BE GREEN!



IT'S GOOD TO BE GREEN

You can receive a 'Platinum Card' for going 'above and beyond' - you will receive a sticker on your bookmark, a certificate and a prize.

If you end your day on a 'Gold Card', you will receive a sticker on your bookmark.

When you have collected all of the stickers on the front of your bookmark, you will receive:

- a certificate
- a dip in the prize box.

When you have collected all of the stickers on the back of your bookmark, you will receive:

- an invite for your grown-ups to join us in a celebration assembly (when assemblies are restarted)
- a certificate and a badge.

Places on the 'Wheel of Praise' are on offer at all times for showing a good attitude and lots of effort. At the end of each day, the 'Wheel of Praise' will be spun in each classroom and the winner will receive a dip in the prize box.

IF YOU ARE ALWAYS 'GREEN'
At the end of each half term, if you have managed to stay 'green' for that half term, you will receive a 'treat activity'.



A Place to Grow



A Place to Grow

RED TRIANGLE

Warning Card

If you end your day on a 'Yellow Card', you will miss 5 minutes of your 'Good to be Green' time. (You will miss 5 minutes per yellow card received during the week).

If you end your day on a 'Red Card':

- 1) you will carry out 'reflection time' with a member of the leadership team at the end of the day
- 2) your parents/carers will be contacted
- 3) you will miss 10 minutes of your 'Good to be Green' time. (You will miss 10 minutes per red card received during the week).

Consequence Card

NON NEGOTIABLES

You will automatically receive a PURPLE CARD for:

- Deliberate physical contact (including retaliation)
- Swearing
- Racism
- Stealing
- Refusal to complete work



If you receive a purple card:

- 1) you will carry out 'reflection time' with a member of the leadership team at the end of the day
- 2) your parents/carers will be contacted
- 3) you will miss all of your 'Good to be Green' time.



A Place to Grow

Rules Around School



Class Rules

- Classroom rules will be created with the children in September.

Playground Rules

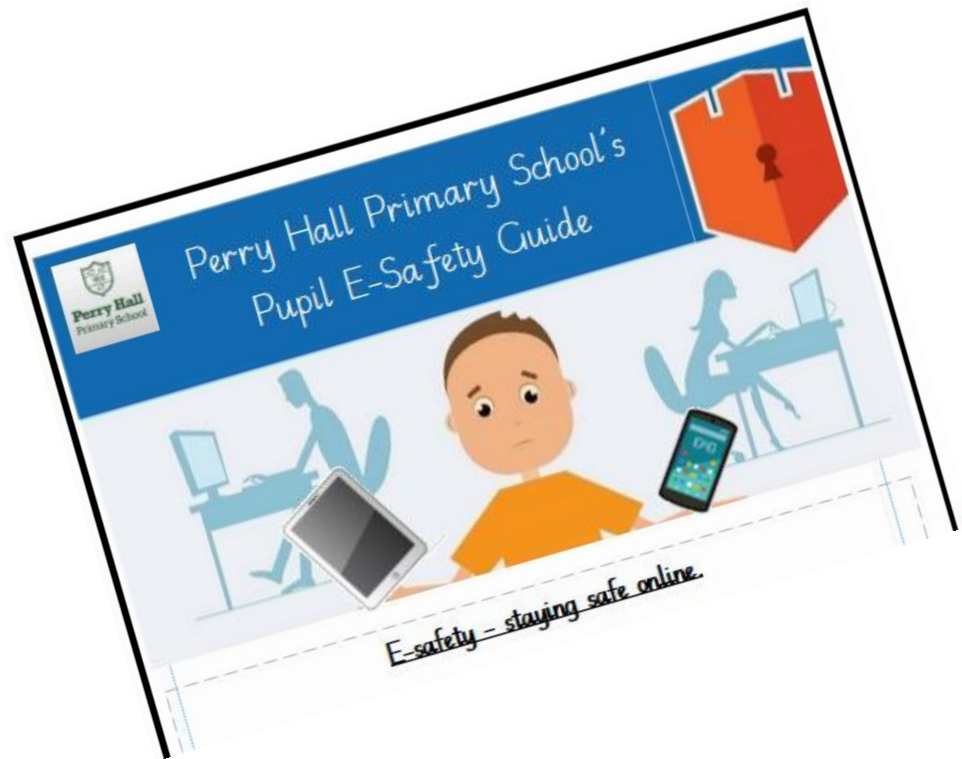
- To use positive language
- To play well with others
- To respect the adults who look after us
- To stand still and quiet when the bell/whistle goes
- To place all litter in the bins provided.



Our new pupil friendly and parent/carer friendly e-safety policy.



A Place to Grow



Both of these handouts are available for you to take away today...

Label everything please!



School Uniform

WINTER UNIFORM



A Place to Grow

Boys

- Sweatshirt – dark green
- Shirt – white
- Tie – dark green with yellow stripe, with or without elastic
- Trousers – grey
- Shoes – black.

Girls

- Blouse – white
- Cardigan – dark green
- Pinafore – grey
- Skirt – grey
- Dress – green with white check
- Socks – white
- Shoes – flat, black.

Summer Options

All pupils – white polo shirts

Girls have the option to wear a green and white checked dress

Boys have the option to wear grey shorts.

Please note: No make up, nail varnish, temporary tattoos or dyed unnatural hair colours.

Footwear

It is essential that children wear suitable footwear for school that allows their feet adequate room and gives proper support and ventilation. For this reason, please do not send children to school wearing fashion shoes or trainers.

Jewellery

In order to ensure adequate safety standards, particularly in organised games and physical education, children should not wear jewellery, especially earrings while at school. Studs are allowed, but must be removed or covered over for PE and games.

Where to buy?

All items can be purchased from Kids Corner, located on Showell Circus, Low Hill, Wolverhampton.

PE Kit



Our school PE kit for this year includes:

- Plain T-shirt in your team colour
- Black jogging bottoms
- Plain black hoodie
- Trainers

Please – no logos or branded items of clothing as this does not uphold our uniform policy.

Children are to **come to school wearing the above PE kit on their PE days**. For information on your child's PE day please see the year group information booklet.

For health and safety reasons, please remove all jewellery and ensure long hair is tied back. If children wear earrings they **MUST** bring in their own plasters to cover these during P.E. and any after-school sports.

It is very important that your child is in the correct PE kit and footwear for their lesson. Children will receive extra team points for this.

You child's PE day will be every Wednesday.



Homework

Perry Hall issues weekly homework to all children across school in Reception to Year 6.

The homework that we issue will either help children to prepare for lessons that are to come, or to consolidate the knowledge and skills that your child will have gained in school.



Year 1 homework	What is required?	Given out?	Due back in?	Where will I find it	Do I need a login?
School reading book (weekly)	Reading books will be sent home each Wednesday and will need to be returned into school the following Monday	Wednesday	Mon/Tue	Sent home with your child in their book bag	No
Spellings (weekly)	A weekly spelling activity sheet will be sent home each Friday. Spellings will be matched to your child's phonics group or focus on learning words from the Year 1 common exception words list	Friday	Spellings tested the following Friday	Sent home with your child each Friday.	No



Homework

Perry Hall issues weekly homework to all children across school in Reception to Year 6.

The homework that we issue will either help children to prepare for lessons that are to come, or to consolidate the knowledge and skills that your child will have gained



A Place to Grow

Mathematics (weekly)	A weekly Maths task will be given to your child for them to complete	Friday	Tue	Sent home inside blue homework book	No
RWI (weekly)	A new e-book will be assigned to your child on Oxford Owl each Friday	Friday	NA	Oxford Owl	Yes
Topic Grid (termly)	A range of engaging tasks related to your child's termly topic and covering all curriculum areas will be set each term. Children are to work through these tasks and send evidence of their completed outcomes to their year group email address.	At the start of the term	Throughout the term as and when completed	Sent home with your child inside blue homework book	No



Breakfast Club



At Perry Hall 'Kids Club' we offer both breakfast and after school facilities for children in Nursery up to year 6.

Breakfast club runs between 7.45am until 8.30am and we offer a variety of breakfast choices.

Breakfast club £4.50.

Contact Details for Perry Hall Kids Club are:
Mrs Ferguson (breakfast club lead) 01902 921159
Email address phbreakfast-asc@perryhallmat.co.uk



After School Club



After school club runs Monday –
Thursday.

Please note, we do not offer an after school club on a Friday.

After school club is split into two sessions. The early session runs between 3.15pm and 4.15pm and the late session is between 3.15pm until 5.55pm.

During after school club, the children are offered a range of snacks. We offer a range of fun activities for all ages including arts and crafts, games and outdoor sports.

Please see cost information below:

After-school early session £4.50. After-school late session £7.00.

Contact Details for Perry Hall Kids Club are:

Miss Parkinson and Miss Gaunt (after-school club leads) 01902 921159

Email address phbreakfast-asc@perryhallmat.co.uk



Attendance

Absence and Illness

- If your child is ill whilst at school, we will ring you to collect your child. Please ensure we have current contact details.
- Please call the school office if you know your child will be absent and please ring each following day of the absence.
- Children will go straight to the classroom on arrival. Please make sure your child is on time as lessons start promptly. Persistent late arrival to school will be monitored.
- If your child is not collected by the allocated time, you will be called.



Term-time holidays

- The school **does not** authorise term-time holidays. However, if you require a leave of absence due to exceptional circumstances please complete the relevant documents.
- If you choose to take your child out of school on holiday during term time, this will be classed as an unauthorised absence.
- If you take your child/ren out on holiday during term time, a penalty notice of £60 could be imposed per child and per parent. This will be issued by the local authority. For further information please contact the school office.



Attendance and Punctuality



If your child arrives at school after the bell and the gate has been closed, they will receive a late mark.

If absent:

If attendance is under 95% a letter will be sent from school to Parents/Carers



Parents/Carers must contact school every day of absence



Parents/Carers must provide medical evidence for all absences



- For example, GP appointment card/medication/medication packaging/prescriptions/hospital and appointment letters/

365 days in a calendar year

Good attendance means being in school at least 95% of the time (180 to 190 days)



...being in school, on time, every day, ready to learn.



DID YOU KNOW? A two week holiday in term time means that the highest attendance you can achieve is **94.7%**

DID YOU KNOW? If you are 15 minutes late each day you will have missed a full 2 weeks of school in one year?

Term Dates 2022/2023



Autumn Term 2022

- **Term Time:** Monday 5 September 2022 to Friday 21 October 2022
- **Half term:** Monday 24 October 2022 to Friday 28 October 2022
- **Term Time:** Monday 31 October 2022 to Friday 16 December 2022

Spring Term 2023

- **Term Time:** Tuesday 3 January 2023 to Friday 17 February 2023
- **Half term:** Monday 20 February 2023 to Friday 24 February 2023
- **Term Time:** Monday 27 February 2023 to Friday 31 March 2023

Summer Term 2023

- **Term Time:** Monday 17 April 2023 to Friday 26 May 2023
- **Half term:** Monday 29 May 2023 to Friday 2 June 2023
- **Term Time:** Monday 5 June 2023 to Tuesday 25 July 2023.

Please note that Monday 5th and Tuesday 6th September 2022 are whole school inset days so children commence school on Wednesday 7th September 2022.

Monday 31st October, Monday 5th June and Monday 3rd July are also INSET days.



Important Information

- If your child needs medication, please complete the appropriate form available from the school office.
- *All medication must be recently prescribed*, clearly labelled and sent into school via the office.
- If your child has an inhaler, please ensure a health care plan is completed via the office, it is clearly labelled and sent into school via the office.
- If you would like to discuss your child's medical needs, please email the school on the following email address:
phmedical@perryhallmat.co.uk

Please ensure you inform us of any changes.



Any Questions?

For further information please visit our school website

<https://www.perryhall.co.uk/>



A Place to Grow

If you have any questions, please contact the school office
on 01902 921159 during term time;
Mrs Cox & Mrs Wootton will be happy to assist you.



THANK YOU FOR ATTENDING

We look forward to welcoming your child in to Year 1!



A Place to Grow

Address

Perry Hall Primary School
Colman Avenue
Wednesfield
Wolverhampton
WV11 3RT

Call

01902 921159

Email

perryhall.groupemail@wolverhampton.gov.uk

Visit

www.perryhall.co.uk



Together We Succeed