



Please complete each activity to support your learning at home;

Twos Home Learning Monkey Puzzle Summer Term



Monkey Puzzle



This Home Learning grid encourages you to join in with activities based upon the story 'Monkey puzzle'

You can watch the video on the following link to follow the story:

https://www.youtube.com/watch?v=DgeKHjl_SQUM

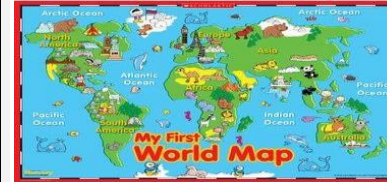
Talk to your grown up about the story...

Questions to think about;

- The monkey in the story meets lots of different animals, can you remember them all?
- Which animal is your favourite?
- In the story the Monkey is sad, what makes you sad?
- What makes you happy?
- What makes you angry?

Exploring the World

The story is about a little monkey who lives in the jungle. There are jungles all over the world.




Have a go at creating your own world map. You can use pens, pencils, sequins, glitter etc.

Problem solving

Our story is about a monkey puzzle. Puzzles are made up of lots of pieces to make one big picture.

Using the template below, have a go at creating your own puzzle. You can choose what your whole picture will be. How about the face of the monkey from our story?



Create your own Monkey



Use a range of resources to create your own monkey. You might choose paper plates for the face, googly eyes, tissue paper for nose etc

Some ideas of resources you could use;

- Paper plates,
- Cotton wool
- Lollipop sticks,
- Pipe cleaners,
- Googly eyes,
- Scraps of different fabrics,
- Wool.

Favourite fruit

Our monkey in our story likes bananas, what is your favourite fruit?

Can you draw your favourite fruit?
What different colours can you see?



Fruit sparklers

Choosing your favourite fruits, have a go at making fruit sparklers. You can even have a go at making a fruit animal from our Monkey puzzle story!



Fruit/Vegetable printing



Using different fruits/vegetables we can create different shapes and marks on paper. You can use stones, pebbles or leaves too!

Action rhymes

Join with wake up shake up!
Follow the link below to watch and take part.

<https://www.youtube.com/watch?v=lgUbdNbu6ak>


Have a go at freeze dance to help follow instructions and move in different ways.

<https://www.youtube.com/watch?v=2UcZWXvgMZE>



Developing early writing skills

Have a go at making a sensory bag. You will need sandwich bags, oil and water. You then mix the water and the oil in the sandwich bag making sure the bag is fully sealed. You can then use your fingers to move the oil around the bag.



We love reading and sharing stories.

When looking at books talk to your grown-ups about the pictures. What is happening in the story?

What is your favourite story at home?

We would love for you to share your child's learning from home with us via our Twos email address;

ph.twoshomelearning@perryhallmat.co.uk

