

Year 4: w.b. 8th February 2021

Remote Learning Arrangements during School Closure and Half Termly Topic Grid


Year Group Updates and Reminders:

We have had a fantastic week taking part in **Children's Mental Health Week** and have thoroughly enjoyed getting to see all of the brilliant things our children have been engaging with- we will share snippets of these with you via our school website in due course. This week's focus is on **E Safety**; we will celebrate **Safer Internet Day 2021 on Tuesday 9th February- please look out for the activities set for your child to tackle surrounding this topic.** Additionally, don't forget that the closing date for our whole school **Art Competition 'A view from my window'** is **Monday 8th February**. Please send your child's entry to ph.competition@perryhallmat.co.uk. Winners will be announced on Friday 12th February. Finally, as we head towards breaking up for February half term on Friday 12th February, we wanted to, once again, thank you for your commitment to our remote learning offer and for helping us to support your child to continue to access learning and make progress despite the difficult circumstances we are currently facing. Have a great half term and **our remote learning provision will restart on Monday 22nd February**. Please note: our planned **INSET day for Monday 22nd February is cancelled and has been moved to Monday 19th April**.


Keep safe and please contact us if you require any support. Mrs Gibbins and Miss Kohli.

A big well done to all of you in Year 4 for completing 5 weeks of online sessions! You have all worked really hard this half term and deserve a well-earned break. We have a busy final week with it being Safer Internet Day on Tuesday 9th February. All of your topic lessons on this day will be based around this topic. We also have an exciting opportunity for girls to join virtual football sessions, which will take place on Wednesdays. Please read the details carefully underneath the topic grid if you are interested in taking up this exciting opportunity. **The Year 4 Team.**

Year Group Email Address:

Reminder, your child's year group email address is: 
ph.y4homelearning@perryhallmat.co.uk
Please use this, if you need to make contact with your child's year group staff.

Vulnerable and Critical Worker Children:

Vulnerable children and those who have parents/carers as Critical Workers are covering the same content as is outlined in this document within school. Reminder: Our PE day is Wednesday. When dropping off and collecting your child(ren), please ensure you continue to follow the one way systems in place and wear a mask when on site to protect yourselves and others. 

Remote Learning Arrangements for w.b. 8th February 2021:

Live Learning Sessions




Time	Subject	Access
08.45am	Maths	20 minute live lesson introduction. 40 minutes for assignments to be completed independently.
10.00am	Reading	20 minute live lesson introduction. 30 minutes for assignments to be completed independently
11.10am	SPaG	20 minute live lesson introduction. 30 minutes for assignments to be completed independently
Mon-Thurs 12pm	Non-Core (PM lessons)	5 – 10 minute discussion of expectation with children about the work planned for each afternoon
Every Friday 12pm	Celebration	10 minute celebration with the children at the end of the week with all children including those working at school








**When accessing live sessions, please ensure that the Home School Agreement is being followed.*





Daily Timetable

In addition to the live teaching session timetable above, a weekly timetable will be uploaded to the Files section of Teams which will outline additional tasks that your child will need to complete. This has also been inserted below for your reference.

Weekly timetable- w.b. 08.02.21:

w.b. 08.02.21	Times Tables Rockstars	English- Writing	Topic	Topic	PHSE/Wellbeing
Mon	<p>Challenge yourself to some times tables challenges.</p> <p>Don't forget to look out for tournaments set by your teachers</p> <p>https://play.ttrockstars.com/auth/school/student</p>	<p>Create a character profile of Varjak paw. Start off with a sketch then in paragraphs describe his appearance, personality, discuss his role in the story and how he has changed throughout the book.</p> 	<p>Spanish: Hola!</p> <p>Watch the clip below to practice how to ask someone what their name is and how to respond back with your name.</p> <p>https://www.youtube.com/watch?v=nyfLGENmbCE</p> <p>Complete the sheet under the files section once you have verbally practiced the Spanish words/phrases.</p> 	<p>Art:</p> <p>In Medieval times, all books were hand written and decorated by hand, usually by priests and monks. They were seen as very precious works of art, and you had to be very skilled to produce them. An illuminated letter was usually the first letter of a page or paragraph. It was enlarged and in colour, with gold or silver added in areas, while the rest of the text was in black. Images of people, animals, plants or mythological creatures were sometimes added to enhance the letter.</p> <p>Look at the examples below for ideas and create your own illuminated letter for your first initial.</p> 	<p>To listen to chapter 5 of The out-law Varjak Paw click on the link below.</p> <p>https://www.youtube.com/watch?v=N4uUtexAhWc</p> 

<p>Tues</p> <p>Safer Internet Day</p>	<p>Challenge yourself to some times tables challenges.</p> <p>Don't forget to look out for tournaments set by your teachers</p> <p>https://play.trockstars.com/auth/school/student</p>	<p>As today is safer internet day, write a set of instructions to teach people how to use a particular type of technology safely.</p> 	<p>Computing:</p> <p>Complete the internet safety activities set up on Purple Mash. For your first activity, use the template to write about how to handle dilemmas around consent and permission online. Your second activity involves a social network debate. Should children use social networking sites? Use the worksheet on Purple Mash to prepare your debate</p> 	<p>To listen to chapter 6 of The out-law Varjak Paw click on the link below.</p> <p>https://www.youtube.com/watch?v=bZH3ZICD3SE</p> 	
<p>Weds</p>	<p>Challenge yourself to some times tables challenges.</p> <p>Don't forget to look out for tournaments set by your teachers</p> <p>https://play.trockstars.com/auth/school/student</p>	<p>Imagine you are a famous inventor, and your ideas are sometimes a little mad! What would you invent? Would it be a time machine to travel back to Anglo Saxon times?</p> <p>Think about:</p> <ul style="list-style-type: none">-What problem your invention solves.-Who might buy it.-Any problems you may come across whilst making it.-What it is made of. 	<p>History:</p> <p>Read the document which has been uploaded under the files section all about Anglo Saxon clothing. Draw an Anglo Saxon man, woman and child and label their clothing e.g knee length tunic and woollen trousers. Colour the image in once you have drawn and labelled your design.</p> 	<p>PE:</p> <p>Complete a PE session with Mr Boneham, you will find a video link under the files section.</p> 	<p>To listen to chapter 7 of The out-law Varjak Paw click on the link below.</p> <p>https://www.youtube.com/watch?v=fndPUrEL6kU</p> 

Thu	<p>Challenge yourself to some times tables challenges.</p> <p>Don't forget to look out for tournaments set by your teachers</p> <p>https://play.trockstars.com/auth/school/student</p>	<p>Now that you have heard the story of Beowulf, write a review. What happens in the story? What would you rate the story? What did you like/dislike? Who would you recommend it to and why?</p> 	<p>Science:</p> <p>Follow this link to learn about the stages of the water cycle https://www.natgeokids.com/uk/discover/science/nature/water-cycle/</p> <p>Explain what evaporation, condensation, precipitation and collection is in your own words. Then on purple mash, complete the water cycle activity.</p> <p>Once you have completed this, why not make your own water cycle using a plastic bag. Follow the instructions which have been uploaded to the files section and remember to take pictures to send in!</p> 	<p>Music:</p> <p>Click on the link below to join Paul Wilcox from the Wolverhampton Music Service for an afternoon of singing and dancing! https://www.youtube.com/watch?v=i4E1OFoVWDg&feature=youtu.be</p> 	<p>To listen to chapter 8 of The out-law Varjak Paw click on the link below.</p>  <p>https://www.youtube.com/watch?v=alkZApXEMHw</p>
Fri	<p>Challenge yourself to some times tables challenges.</p> <p>Don't forget to look out for tournaments set by your teachers</p> <p>https://play.trockstars.com/auth/school/student</p>	<p>Write a letter to your future self in 10 years' time. What do you hope you will be doing?</p> <p>Think about</p> <ul style="list-style-type: none">-What would your job be?-Where are you living?-Who would your friends be?	<p>DT:</p> <p>Research what an Anglo Saxon long ship looked like. Using the planning sheet under the files section, plan how you would make your own model think about what materials you would use and how you would make it water tight. Once you have completed your plan, design your long ship.</p>	<p>To listen to chapter 9 of The out-law Varjak Paw click on the link below.</p> <p>https://www.youtube.com/watch?v=cDyEq_LgwD0</p>	



****Staff will be available, contactable via the year group email, 8.30am-3.30pm Monday to Thursday and 8.30am-12.30pm on a Friday.***

In addition to the activities outlined within our timetable above, please look out for Mr Boneham's sports videos for you to join in with. We will share these on our Teams page each Monday and Thursday.

PE – Football for girls

NEW! - Wildcat Wednesday's

As part of Wolverhampton's Girls' Football Partnership, in Partnership with ConnectEd Partnership and Soccer Coaching 2000, we are excited to offer you a weekly Virtual Wildcat Wednesday sessions that can be enjoyed from the comfort of your own home!

Aimed at Girls aged 5-11, these 30 minute sessions will be sent to the Parent/Guardian each week on a Wednesday where the Girls can enjoy fun physical activity around Football while learning new skills and making friends. These sessions are in video format so can be accessed when it suits and can be replayed as much as you like!

Once the current landscape changes and we are able to welcome you to a session in person, you will be contacted by your nearest Wildcat Coach who will invite you to sessions in person.

All girls wanting to take part will receive a brand new football of their own to enjoy the game of football for these sessions and as much as they like. All you need to do is register below (link below).

[REGISTER HERE](#)

Remote Learning Home School Agreement:

School will...

- Provide a mixture of live lessons, independent activities and other relevant tasks (i.e on Purple Mash, Times Table Rockstars) to continue learning at home
- Respond to completed assignments/tasks through Teams and Purple Mash
- Provide appropriate tasks for pupils who have an IEP or are on an EHCP
- Contact pupils who do not log in to live lessons to check in on them and their family
- Offer pupils the opportunity to ask for extra help if they do not understand
- Ensure that staff are available between 8.30am and 3.30pm to support with any home learning issues– please email the year group email address to request support.

Pupils will...

- Attend all live lessons unless they have a genuine reason that they are unable to. Please be aware that pupils will be visible to and heard by their year group peers and school staff when in a live session
- Leave profile pictures as initials so that they are easily identifiable in the lesson
- Find a quiet place to join their live lesson and have a pencil and paper to make jottings
- Use the 'Raise your hand' and Chat function to participate in the lesson
- Remain on mute unless the teacher asks for them to unmute
- Blur their backgrounds
- Focus on learning during the live lesson
- Complete Purple Mash and other follow-up activities to practice skills
- Use the chat function for learning ONLY, this is not a social media chatroom
- Remember class expectations still apply - always adhere to the School Behaviour Policy.

Parents/Carers will ...

- Ensure their child is following the daily timetable and completing their work to avoid more learning time loss
- Let the school know if their child has any technical issues with accessing online learning
- Report any absences as usual, via the school office—including COVID 19 symptoms or positive test results for the child or someone within the household
- Ensure their child only uses the platforms for educational purposes
- Monitor the use of their devices for access of other online materials and apps
- Ensure that the *live Teams sessions are not recorded or photographed* in any way.

Please email the following statement into your child's year group email address: ph.y4homelearning@perryhallmat.co.uk

"I, the parent/carer, and my/our child, _____, agree to all the statements outlined in the Remote Learning Home School Agreement."

Year 4 - Spring 1 – Anglo Saxons

This grid outlines the knowledge and skills that Year 4 children will gain throughout this half term's topic.

As readers we will:

Be introduced to a number of new texts which focus around the historic Anglo Saxons. During this half term, we will be focusing upon some different genres and using your key inference and retrieval skills to understand these texts and their characters.



As mathematicians we will:

The children will revisit and revise place value, the 4 operations against formal written methods and embed their understanding of this by continuing to use 'jottings'. New such learning will include measurement, fractions, decimals and money.



As writers we will:

Aim to build upon previous key skills that have been taught in the Autumn Term by using these affectively within writing opportunities. As well as this, we will be introducing new skills during structured SPaG sessions that will need to be used when writing,



As scientists we will:

Focusing on 'States of Matter' whilst linking this to the Anglo Saxons and some of their specific foods. We will focus upon reversible and irreversible change and participate in a practical experiment around this showing how such historic figures made some foods quite differently to modern times.



As historians we will:

Focus on the historic Anglo Saxons, understand who they are, what they set out to achieve, how they lived, what their religious beliefs were and recognise what life was like as an Anglo Saxon.

As geographers we will:

Locate the key areas of where Anglo Saxons invaded whilst being able to identify and name the British Isles.

As designers we will:

Design, create and evaluate an Anglo Saxon long ship by researching other long ships over history and think about what materials and resources we would need to help make this project float.

As artists we will:

Continue to build of skills we have used in Autumn Term and aim to sketch, fine-line and paint the Staffordshire Hoard.

As musicians we will:

Play musical instruments linking to the story of Beowulf and understand how Sagas were sung.

In PE we will:

Compete and play in a number of invasion games and begin to understand what it was Anglo Saxon era did for stay fit and healthy.

In computing we will:

Plan to recreate our favourite scene from our class narrative using ICT software.

In Spanish we will:

Building upon our Spanish vocabulary and pronunciation by focusing upon colours, body parts, members of our family and pets.

In RE we will:

Link our learning and research of the Anglo Saxons to paganism and the development of Christianity in Britain and more specifically England.