

Year 1: w.b. 8th February 2021

Remote Learning Arrangements during School Closure and Half Termly Topic Grid

Year Group Updates and Reminders:

We have had a fantastic week taking part in **Children’s Mental Health Week** and have thoroughly enjoyed getting to see all of the brilliant things our children have been engaging with- we will share snippets of these with you via our school website in due course. This week’s focus is on **E Safety; we will celebrate Safer Internet Day 2021 on Tuesday 9th February- please look out for the activities set for your child to tackle surrounding this topic.**

Additionally, don’t forget that the closing date for our whole school **Art Competition ‘A view from my window’** is **Monday 8th February**. Please send your child’s entry to ph.competition@perryhallmat.co.uk. Winners will be announced on Friday 12th February.


Finally, as we head towards breaking up for February half term on Friday 12th February, we wanted to, once again, thank you for your commitment to our remote learning offer and for helping us to support your child to continue to access learning and make progress despite the difficult circumstances we are currently facing. Have a great half term and **our remote learning provision will restart on Monday 22nd February**. *Please note: our planned INSET day for Monday 22nd February is cancelled and has been moved to Monday 19th April.*

Keep safe and please contact us if you require any support.
Mrs Gibbins and Miss Kohli.


Polite reminder: Please ensure your child is in a quiet room for their live lessons with no background noise.
Tuesday 9th February is Safer Internet Day.
The Year 1 Team.

Year Group Email Address:

Reminder, your child’s year group email address is:
ph.y1homelearning@perryhallmat.co.uk

Please use this, if you need to make contact with your child’s year group staff. 

Vulnerable and Critical Worker Children:

Vulnerable children and those who have parents/carers as Critical Workers are covering the same content as is outlined in this document within school. 

Reminder: Our PE day is Wednesday. When dropping off and collecting your child(ren), please ensure you continue to follow the one way systems in place and wear a mask when on site to protect yourselves and others.

Remote Learning Arrangements from w.b. 8th February 2021:

Live Learning Sessions- Please note there will be no 2.45pm story session on Friday afternoons

Time	Subject	Access
9.30am	Phonics Mrs Harris’ group	Teams: 20-30 minutes live session <i>Followed by an independent phonics activity</i>
9.30am	Phonics Mrs Dodd/Lockley’s group	Teams: 20-30 minutes live session <i>Followed by an independent phonics activity</i>







**When accessing live sessions, please ensure that the Home School Agreement is being followed.*

10.00am	Phonics Mrs Banga's group	Teams: 20-30 minutes live session Followed by an independent phonics activity
10.00am	Phonics Mrs Jefferies group	Teams: 20-30 minutes live session Followed by an independent phonics activity
11.00am	Maths 1DL or 1HH	Teams: 15-20 minute live session Followed by an independent maths activity
2.45pm	Story Time 1DL or 1HH	Teams: Join your teachers for a story (not on a Friday afternoon)

In addition to the activities outlined within our timetable above, please look out for Mr Boneham's sports videos for you to join in with. We will share these on our Teams page each Monday and Thursday.

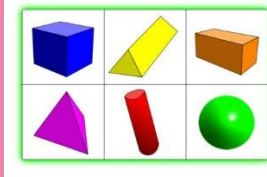
Daily Timetable

In addition to the live teaching session timetable above, a weekly timetable will be uploaded to the Files section of Teams which will outline additional tasks that your child will need to complete. A copy of this has been inserted below for your reference.

w.b. 08.02.21	English- Writing 	Maths 	Science 	Internet Safety 
Mon	<p>This week we are looking at the story 'Stick Man' by author Julia Donaldson. We have uploaded a PowerPoint version of the story to the Teams files or if you are working from a paper pack, there is a printed copy of the PowerPoint included. If you have the book at home you are welcome to use that instead.</p>	<p>Read today's PowerPoint on 3D shapes which is uploaded in Teams files (or printed if you are working from a paper pack). Once familiar with these shapes complete today's task.</p> <p>Can you read each shape name correctly? Can you match each 3D shape to its correct name? Can you share with your grown up at home how you know what each shape is called?</p>	<p>Sequencing how a plant grows.</p>  <p>The pictures of how to grow a plant are all mixed up! Cut them out and stick them in the correct order, then</p>	<p>Read Buddy the Dog's Internet Safety Story which is uploaded in Teams files (or printed if you are working from a paper pack).</p> <p>Once familiar with this story, can you write as many of its key messages on a plain piece of paper as you can?</p> 




For today's task, use lots of interesting adjectives to create a lost poster describing Stick Man. You might want to use a thesaurus to find some vocabulary that will really wow us!



match each picture to its caption.

Tues

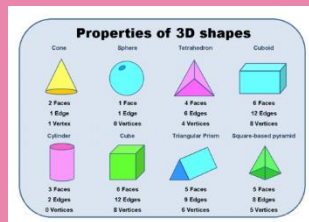


Stick Man lives in the family tree with his stick lady love and their stick children three...

For today's task write a setting description to describe the family tree. There is a picture of it on your worksheet to help, again think about using interesting adjectives in complete sentences to describe what you can see.

Read today's PowerPoint on guessing 3D shapes by their properties which is uploaded in Teams files (or printed if you are working from a paper pack). Once familiar with how to describe these shapes, complete today's task.

Can you identify how many faces, edges and vertices each 3D shape has?



Make your own flower plant.

Cut out the parts of the flower and stick them in the correct place then label each part of the flower using scientific vocabulary such as 'root' or 'petal'



Read today's PowerPoint on E-safety which is uploaded in Teams files (or printed if you are working from a paper pack). Focus on Dongles SMART tips for safe surfing. Once familiar with these, can you create your own 'SMART' poster?



Weds

For today's task draw pictures of three events from the story and write sentences underneath about them.

Think carefully about capital letters, finger spaces and full stops, use your phonics knowledge and your fred-fingers to help you to spell and make sure you write in complete sentences that make sense.

One of your English targets is to say complete sentences out loud before you write them to check they make sense, you might want to find a grown-up or a sibling to say your sentences to before you write them down.



Read today's PowerPoint on 3D shapes in the environment which is uploaded in Teams files (or printed if you are working from a paper pack). Once confident with recognising these shapes around you, have a go at completing today's task.

Can you go on a 3D shape hunt? Can you identify 3D shapes around you? Can you draw and label these?



Sort the plant parts and the plant needs into the correct boxes then write one sentence about a part of the plant and what it is used for, and one sentence about what a plant needs and why.



What 3 things would you keep safe in a treasure chest? Can you write these down?

What 3 things would you keep safe on your computer? Think carefully about what we know about E-safety already?



Thurs

For today's task you can make up your own event to add to the story. Think of an exciting adventure for Stick Man to go on and write about it.

Read today's PowerPoint on positional language which is uploaded in Teams files (or printed if you are working from a paper pack).

Plant parts we eat.
For today's task cut out the food pictures and stick them into the

Can you read and sort the given slips into DO's and DON'T'S.

Think carefully about why you



Extra challenge: Can you include some rhyming words in your sentences like Julia Donaldson has in the story?

pack). Once confident with this language, have a go at today's task.

Can you fill in the missing words to describe where Pirate Pete is standing?




group that shows the part of the plant that they come from.



There is an answer sheet for you to check your answers but don't look at it until you have had a go yourself!

should and shouldn't do these things.



Fri

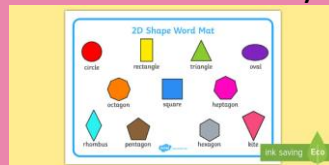
In the story, Stick Man is used for lots of different things such as a bat, a boomerang, a pen and a mast for a flag!



For today's task write about 3 things you would do with a stick.

Can you use your knowledge of both 2D shapes and positional language to describe the position of different 2D shapes?

Can you add shapes to the grid by following instructions correctly?



Find the Science plants words in the word search and either circle each word or draw a line through it. Don't forget to tick off each word as you find it, can you find them all?



Re-read our previous E-safety Story about 'Smartie the Penguin' which is uploaded in Teams files (or printed if you are working from a paper pack).

Can you draw a picture on a plain piece of paper of your favourite part of the story?

Can you write a sentence to match?



Reminder: Remote Learning Home School Agreement (reminder of what you have previously signed and agreed to if your child is partaking in live learning sessions):

School will...

- Provide a mixture of live lessons, independent activities and other relevant tasks to continue learning at home
- Respond to any home learning activities submitted through the year group email address
- Contact pupils who do not log in to live lessons to check in on them and their family
- Offer pupils the opportunity to ask for extra help if they do not understand
- Ensure that staff are available between 8.30am and 3.30pm to support with any home learning issues– please email the year group email address to request support.

Pupils will...

- Attend all live lessons unless they have a genuine reason that they are unable to. Please be aware that pupils will be visible to and heard by their year group peers and school staff when in a live session
- Leave profile pictures as initials so that they are easily identifiable in the lesson
- Find a quiet place to join their live lesson and have a pencil and paper to make jottings
- Use the 'Raise your hand' to participate in the lesson
- Remain on mute unless the teacher asks for them to unmute
- Blur their backgrounds
- Focus on learning during the live lesson
- Complete follow-up activities to practice skills
- Remember class expectations still apply - always adhere to the School Behaviour Policy.

Parents/Carers will ...

- Ensure their child is following the daily timetable and completing their work to avoid more learning time loss
- Let the school know if their child has any technical issues with accessing online learning during isolation
- Report any absences as usual, via the school office—including COVID 19 symptoms or positive test results for the child or someone within the household
- Ensure their child only uses the platforms for educational purposes
- Monitor the use of their devices for access of other online materials and apps
- Ensure that the *live Teams sessions are not recorded or photographed* in any way.

Please email the following statement into your child's year group email address: ph.y1homelearning@perryhallmat.co.uk

"I, the parent/carer, and my/our child, _____, agree to all the statements outlined in the Remote Learning Home School Agreement."

**You only need to email the above permission statement if you have not already done this previously.*

Year 1 - Spring 1 – Jetsetters



This grid outlines the knowledge and skills that Year 1 children will gain throughout this half term's topic.

As readers we will:

- Read accurately by blending sounds.
- Make inferences based on what has been said and done.
- Listen to and discuss a wide range of stories including non-fiction and poetry.



As mathematicians we will:

- Explore the place value of numbers to 50.
- Learn how to measure length and weight.
- Explore multiplication by using the grouping method.



As writers we will:

- Compose sentences orally to ensure they make sense.
- Make sure we use capital letters, finger spaces and full stops consistently.
- Join sentences using connectives including and, but and so.

As scientists we will:

- Ask simple scientific questions.
- Use simple equipment to make scientific observations.
- Suggest what have found out using our observations.



As historians we will:

- Sequence events in chronological order.
- Describe similarities and differences.
- Identify different ways to represent the past.
- Learn about the significant lives of people from the past.

As geographers we will:

- Learn about our local area.
- Practise our mapping skills.
- Look at physical and man-made features.



As designers we will:

- Plan and design our own product.
- Make a product using the correct materials.
- Test and evaluate our completed product.



As artists we will:

- Develop a wide range of art techniques in using colour, pattern, texture and shape.
- Investigate a range of Art medium.
- Learn about the work of a range of artists and designers and their similarities and differences.



As musicians we will:

- Listen to and appraise a piece of music.
- Begin to recognise the features of folk music.
- Explore different styles of music.

In PE we will:

- Learn how to catch and throw a ball accurately.
- Begin to take part in collaborative team games.
- Explore how to move and control a ball in different ways.

In computing we will:

- Explore how to be safe online.
- Practise logging on and navigating independently.
- Begin adding pictures and texts to my work online.

In Spanish we will:

- Practise counting 1-10.
- Recall colour names.
- Say 'hello' and 'goodbye'.



In RE we will:

- Consider the purpose of prayer.
- Look at the meaning of the lord's prayer.
- Understand why Jesus prayed and suggest why others might pray.

