

## Two's: w.b. 1<sup>st</sup> March 2021

### Remote Learning Arrangements during School Closure and Half Termly Topic Grid

#### Year Group Updates and Reminders:

Our final week of remote learning! We cannot wait to welcome all the children back into school when schools reopen from the 8<sup>th</sup> March. We know parents/carers have lots of questions about the reopening of Perry Hall, so in addition the letter sent out today from Perry Hall MAT, we will also be sending home a letter specially from us containing all of the information you will need to know in advance of your child's return on the 8<sup>th</sup> March.

Enjoy the last week of remote learning- in particular, look out for another off screen day, filled with a range of exciting activities to help us celebrate World Book Day 2021 on Thursday. The children of Perry Hall continue to amaze us with the determination and dedication they show towards their learning. As always, they make us so proud.

**Please stay safe and get in touch if you require any support or have any questions/queries following the letter to be sent home regarding the reopening of school. Mrs Gibbins and Miss Kohli.**

Hello to all our children! We hope you have enjoyed the first week of term. It has been lovely to see more of our children returning to school. In preparation for our return to school on the 8<sup>th</sup> March we have lots of exciting activities for you which we will carry on into the following week. This week's learning includes World Book Day on Thursday 4<sup>th</sup> March and we have chosen to look at The Hungry Caterpillar, however, we would like you to talk about your favourite book/nursery rhyme character with your grown up. We look forward to seeing all the pictures of you dressed up as your favourite character. We will also be looking at planting and growing for Science week and a special project for our well-being garden. This will incorporate all children getting creative with their ideas for the well-being garden. We look forward to seeing you all soon!


**The Twos Team.**

#### Year Group Email Address:


Reminder, your child's year group email address is:

[ph.twoshomelearning@perryhallmat.co.uk](mailto:ph.twoshomelearning@perryhallmat.co.uk)

Please use this, if you need to make contact with

your child's year group staff. 

#### Vulnerable and Critical Worker Children:

Vulnerable children and those who have parents/carers as Critical Workers are covered by the same content as is outlined in this document for school. 

When dropping off and collecting your child(ren), please ensure you continue to follow the one way systems in place and wear a mask when on site to protect yourselves and others.

#### Remote Learning Arrangements for w.b. 8<sup>th</sup> February 2021:

##### Home Learning Grid

A home learning grid will be uploaded to the Files section of Teams which will outline additional tasks that your child can complete.

A copy of this is below for your reference.


## Home Learning Grid:

Please complete each activity to support your learning at home;

### Twos Home Learning The Hungry Caterpillar

Making a caterpillar

#### 'The Hungry Caterpillar'



.At Twos we have chosen to focus on 'The Hungry Caterpillar' for this week, the following link is a lovely recount of this very special story.

<https://www.youtube.com/watch?v=75NQG-SmIYY>

Talk to your grown up about the song.....



As part of world book day, have a think about your favourite nursery rhyme/book character. With your grown up you can have a go at drawing/painting your character, dress up as your favourite character or even talk about why this is your favourite character.



What you will need:

Green paint

Red paint

Paintbrush/round sponge

Using your sponge/brush, have a go at painting your own caterpillar. You could cut a potato or carrot in half and print your caterpillar on paper.


What did the caterpillar eat?.....

The caterpillar eats lots of different foods as he is very hungry. Have a go at creating your daily timeline of these different fruits.



Finger painting and numbers.

So far we have created our caterpillars using lots of different materials. Using our fingers and green paint, we can use numbers to create our caterpillar bodies.



Growing!

The hungry caterpillar grows into a beautiful butterfly. Our topic this term is all about growing. Have a look at different herbs and plants at home. With your grown up try making small cuts in the herbs. This will support our small movements, which go on to support our writing.



Different parts of a plant/flower

With your grown up either in your garden/outdoor area. See which different plants/flowers you can see. Can you name the different parts of the flower/plant. Ask your grown up to write it down for you.



We love reading and sharing stories.

When looking at books talk to your grown-ups about the pictures. What is happening in the story?

What is your favourite story at home?

We would love for you to share your child's learning from home with us via our Twos email address;  
[ph.twoshomelearning@perryhallmat.co.uk](mailto:ph.twoshomelearning@perryhallmat.co.uk)

### Well being garden

As part of our schools project, our children will be designing their own interpretation of a well being garden. You can paint/ draw/glue/ use any materials to create your picture of a well being garden.



**\*Staff will be available 8.30am-3.30pm Monday to Friday.**



## Two's - Spring 2

This grid outlines the knowledge and skills that Two's children will gain throughout this half term's topic.

### As readers we will:

- Enjoy and learn new songs and rhymes, tuning in and paying attention.
- Join in with songs and rhymes, copying sounds, rhythms, tunes and tempo.
- Enjoy sharing books with an adult.
- Have favourite books and seek them out, to share with an adult, with another child, or to look at alone.
- Repeat words and phrases from familiar stories.
- Ask simple questions about the book.
- Develop play around favourite stories using props.
- Notice some print, such as the first letter of our name, a bus or door number, or a familiar logo.



### As mathematicians we will:

- Take part in finger rhymes with numbers.
- Compare amounts, saying 'lots', 'more' or 'same'.
- Compare sizes, weights etc. using gesture and language - 'bigger/little/smaller,' 'high/low', 'tall', 'heavy'.
- Recite numbers up to 5
- Say one number for each item in order: 1,2,3,4,5.
- Show 'finger numbers' up to 5.
- Order objects in correct amounts
- Introduce and explore 2D shapes (for example, circles, rectangles, triangles, squares) using informal language for eg round, flat.



### As writers we will:

- Enjoy drawing freely.
- Add some marks to our drawings and give meaning to them. For example: "That says mummy."
- Make marks on our picture which stand for our name
- Begin to practise holding our pencil correctly



### As investigators we will:

- Explore materials with different properties.
- Use all our senses in hands on exploration.
- Explore collections of materials with similar and/or different properties.
- Begin to talk about what we see, using simple vocabulary.
- Begin to talk about themselves and their family.
- Begin to explore and investigate how things work.
- Explore our outside area and look at how things grow from seed to plant.



### As individuals we will:

- With support begin to show 'effortful control'. For example, waiting for a turn.
- With support begin to increasingly be able to talk about and manage our emotions.
- Notice our environment and how it changes
- Begin to talk about our feelings
- Select and use activities and resources, with help when needed.

### As movers we will:

- Enjoy moving when outdoors and inside.
- Build independently with arrange of appropriate resources.
- Continue to develop our movement, balancing, riding (scooters, trikes and bikes) and ball skills.
- Use one-handed tools and equipment, for example playdough tools, creative equipment.

### As creators we will:

- Express ideas and feelings through making marks, and sometimes give a meaning to the marks we make.
- Enjoy and take part in action songs, such as 'Twinkle, Twinkle Little Star'.
- Begin to develop simple stories using small world equipment like animal sets, dolls and dolls houses etc.
- Join different materials and explore different textures.
- Explore colour and colour mixing.
- Listen with increased attention to sounds.

- With support to follow boundaries and simple instructions.
- To begin to be independent in our learning and accessing the different areas.

- Make simple models which express our ideas.

## As talkers we will:

- Develop pretend play: 'putting the baby to sleep' or 'driving the car to the shops'.
- Listen to simple stories and understand what is happening, with the help of the pictures.
- Understand simple questions about 'who', 'what', 'where' and 'when'
- Use single words and gestures and simple sentences. E.g. 'Make teddy jump' or 'find your coat'
- Understand a simple question or instruction.
- Use simple sentences up to four words.
- To begin to start a conversation with an adult or a friend.

