

Year 4

Remote Learning Arrangements during School Closure and Half Termly Topic Grid

School Closure Information:

Sadly, the number of cases of coronavirus in Wolverhampton has continued to rise in recent days, with latest data showing an infection rate of 530 people per 100,000 in the city – the highest in the region. The city is also seeing a very high positive test rate of 23% which is similar to many areas of London and the South East.

With this information in mind, Perry Hall MAT Trust Board have made the decision that all Wolverhampton schools within our Trust are to remain closed for the beginning of the new term. From Tuesday 5th January until Friday 8th January, these schools will be closed to all children, apart from those classed as vulnerable and whose parents/carers are critical workers.

The plan is to review the situation again on Thursday 7th January to make a decision on opening our school for the following week. This will be announced to you all in the morning of Friday 8th January.

Year Group Email Address:

Reminder, your child's year group email address is:
ph.y4homelearning@perryhallmat.co.uk

Please use this, if you need to make contact with your child's year group staff.



Vulnerable and Critical Worker Children:

Vulnerable children and those who have parents/carers who have expressed themselves as Critical Workers using the survey sent yesterday will be contacted during the day on Monday 4th January, to confirm their child(ren)'s attendance in school.



Remote Learning Arrangements:

Live Learning Sessions







Time	Subject	Access
9.15am	Maths	Teams 20 minute live lesson introduction. 40 minutes for assignments to be completed independently.
10.25am	Reading	20 minute live lesson introduction. 30 minutes for assignments to be completed independently
11.20am	SPaG	20 minute live lesson introduction. 30 minutes for assignments to be completed independently



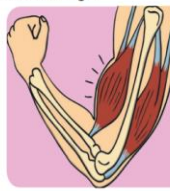
**When accessing live sessions, please ensure that the Home School Agreement is being followed.*

Daily Timetable

In addition to the live teaching session timetable above, a weekly timetable will be uploaded to the Files section of Teams which will outline additional tasks that your child will need to complete. This has also been inserted below for your reference:

Weekly timetable- w.b. 04.01.21:

w.b. 04.01. 21	Times Tables Rockstars	English- Writing	Topic	Topic	PHSE/Wellbeing
Tues	<p>Challenge yourself to some times tables challenges.</p> <p>Don't forget to look out for tournaments set by your teachers</p>	<p>On Purple Mash write a book review of a story that you have read over the holidays. It can be a story from your Myon reader story you or another have read at home.</p> 	<p>Science: On Purple Mash, identify the characteristics of solids, liquids and gases after watching the short clip.</p> 	<p>PE: Pretend that you are an Anglo Saxon training for battle. Have a go at some of these drills on YouTube.</p> <p>https://www.youtube.com/watch?v=Rz0go1pTda8</p> <p>Have a go at creating your own circuit similar to this.</p>	<p>At the same time every day think of one thing to be thankful for.</p> 
Weds	<p>Challenge yourself to some times tables challenges.</p> <p>Don't forget to look out for tournaments set by your teachers</p> <p>https://play.trockstars.com/author/school/student</p>	<p>Look at the picture below. Why do you think the Anglo Saxon shield might be broken? Write a short story.</p>  <p>What skills could you include? Select three skills that you have learnt so far to include in your story e.g. fronted adverbials, adventurous adjectives, expanded noun phrases, figurative language.</p>	<p>History: Who are the Anglo Saxons? What do you already know? What do you want to find out?</p> <p>Complete the Anglo Saxon sheet on Teams.</p>	<p>Computing/DT: Research Anglo Saxon jewellery. Look at the materials, patterns and colours they used. Design your own piece of jewellery on the sheet attached to Teams.</p> <p>https://www.britishmuseum.org/collection/search?object=jewellery&material_culture=Anglo-Saxon&image=true&view=grid&sort=object_name_asc&page=1</p> 	<p>Choose a subject to focus your thoughts or simply write about whatever arises in your mind.</p> 

<p>Thu</p>	<p>Challenge yourself to some times tables challenges.</p> <p>Don't forget to look out for tournaments set by your teachers</p> <p>https://play.trockstars.com/auth/school/student</p>	<p>Persuasive writing – Write a persuasive letter explaining why you should be the next Anglo Saxon tribe leader. Think about the skills you would need to be a leader.</p> <p>Try and include the skills from the clip. https://classroom.thenational.academy/lessons/to-generate-points-to-use-in-our-persuasive-letter-6muk2d?activity=video&step=1</p>	<p>DT:</p> <p>Using your planning sheet from yesterday, design and create a piece of jewellery using materials you have at home. Once you have created your piece of jewellery, complete the evaluation sheet.</p> 	<p>Take a moment to think about how you are feeling? Which words would describe how you are feeling? Can you trace back the origins of those feelings?</p> 	
<p>Fri</p>	<p>Challenge yourself to some times tables challenges.</p> <p>Don't forget to look out for tournaments set by your teachers</p> <p>https://play.trockstars.com/auth/school/student</p>	<p>Punctuation for speech</p> <p>Watch the teaching video https://classroom.thenational.academy/lessons/to-revise-speech-punctuation-cngp8t</p> <p>Create a conversation between the King and the Dragon from George and the Dragon.</p>	<p>RE:</p> <p>Research Anglo Saxon Gods and then create your own Anglo Saxon God. Give them a name, draw a picture of them and explain why people worship them e.g. The God of War – he gives your power and strength and people worshipped him on Wednesdays.</p>	<p>Spanish:</p> <p>Practice your numbers in Spanish looking at this YouTube link: https://www.youtube.com/watch?v=8ydJr1s8xl</p> <p>To help you to remember the numbers, design a colourful poster with all of the numbers on.</p>	<p>Lie comfortably on your back on the floor. Move your attention around your body by tensing and clenching your muscles and then relaxing them. Hunch your shoulders, then let them go.</p> <p>Make your hands into fists then tighten the muscles in your arms before relaxing them. Continue to move around your body repeating this process.</p> 

***Staff will be available, contactable via the year group email, 8.30am-3.30pm Monday to Thursday and 8.30am-12.30pm on a Friday.**

Remote Learning Home School Agreement:

School will...

- Provide a mixture of live lessons, independent activities and other relevant tasks (i.e on Purple Mash, Times Table Rockstars) to continue learning at home
- Respond to completed assignments/tasks through Teams and Purple Mash
- Provide appropriate tasks for pupils who have an IEP or are on an EHCP
- Contact pupils who do not log in to live lessons to check in on them and their family
- Offer pupils the opportunity to ask for extra help if they do not understand
- Ensure that staff are available between 8.30am and 3.30pm to support with any home learning issues– please email the year group email address to request support.

Pupils will...

- Attend all live lessons unless they have a genuine reason that they are unable to. Please be aware that pupils will be visible to and heard by their year group peers and school staff when in a live session
- Leave profile pictures as initials so that they are easily identifiable in the lesson
- Find a quiet place to join their live lesson and have a pencil and paper to make jottings
- Use the 'Raise your hand' and Chat function to participate in the lesson
- Remain on mute unless the teacher asks for them to unmute
- Blur their backgrounds
- Focus on learning during the live lesson
- Complete Purple Mash and other follow-up activities to practice skills
- Use the chat function for learning ONLY, this is not a social media chatroom
- Remember class expectations still apply - always adhere to the School Behaviour Policy.

Parents/Carers will ...

- Ensure their child is following the daily timetable and completing their work to avoid more learning time loss
- Let the school know if their child has any technical issues with accessing online learning
- Report any absences as usual, via the school office—including COVID 19 symptoms or positive test results for the child or someone within the household
- Ensure their child only uses the platforms for educational purposes
- Monitor the use of their devices for access of other online materials and apps
- Ensure that the *live Teams sessions are not recorded or photographed* in any way.

Please email the following statement into your child's year group email address: ph.y4homelearning@perryhallmat.co.uk

"I, the parent/carer, and my/our child, _____, agree to all the statements outlined in the Remote Learning Home School Agreement."

Year 4 - Spring 1 – Anglo Saxons

This grid outlines the knowledge and skills that Year 4 children will gain throughout this half term's topic.

As readers we will:

Be introduced to a number of new texts which focus around the historic Anglo Saxons. During this half term, we will be focusing upon some different genres and using your key inference and retrieval skills to understand these texts and their characters.



As mathematicians we will:

The children will revisit and revise place value, the 4 operations against formal written methods and embed their understanding of this by continuing to use 'jottings'. New such learning will include measurement, fractions, decimals and money.



As writers we will:

Aim to build upon previous key skills that have been taught in the Autumn Term by using these affectively within writing opportunities. As well as this, we will be introducing new skills during structured SPaG sessions that will need to be used when writing,



As scientists we will:

Focusing on 'States of Matter' whilst linking this to the Anglo Saxons and some of their specific foods. We will focus upon reversible and irreversible change and participate in a practical experiment around this showing how such historic figures made some foods quite differently to modern times.



As historians we will:

Focus on the historic Anglo Saxons, understand who they are, what they set out to achieve, how they lived, what their religious beliefs were and recognise what life was like as an Anglo Saxon.

As geographers we will:

Locate the key areas of where Anglo Saxons invaded whilst being able to identify and name the British Isles.

As designers we will:

Design, create and evaluate an Anglo Saxon long ship by researching other long ships over history and think about what materials and resources we would need to help make this project float.

As artists we will:

Continue to build of skills we have used in Autumn Term and aim to sketch, fine-line and paint the Staffordshire Hoard.

As musicians we will:

Play musical instruments linking to the story of Beowulf and understand how Sagas were sung.

In PE we will:

Compete and play in a number of invasion games and begin to understand what it was Anglo Saxon era did for stay fit and healthy.

In computing we will:

Plan to recreate our favourite scene from our class narrative using ICT software.

In Spanish we will:

Building upon our Spanish vocabulary and pronunciation by focusing upon colours, body parts, members of our family and pets.

In RE we will:

Link our learning and research of the Anglo Saxons to paganism and the development of Christianity in Britain and more specifically England.