

Year 4: w.b. 25th January 2021

Remote Learning Arrangements during School Closure and Half Termly Topic Grid


Year Group Updates and Reminders:

Another incredibly positive week! We have been dropping in to some of our live lessons each day and we have seen enthused and engaged children all enjoying their virtual bubble and learning new skills. In school, the children have settled well into their smaller year group bubbles and are enjoying the opportunity of joining the live sessions to see their peers, whilst being taught by different members of their year group staff each day. We have seen smiles across faces which is brilliant, particularly when there is so much worry around us as pandemic figures continue to cause concern. It is wonderful to see some of the work that children are producing and it is clear that many of them are working really hard - keep up the good work! To help continue to promote engagement and the motivation of our learners, look out for our newly introduced 'Remarkable Remote Learner' praise certificates, which will be emailed out to parents/carers to acknowledge their child's commitment to their learning. We hope that you are all keeping well during this time and managing to balance home learning commitments with making time to relax with your families.


Take care and keep safe, Miss Kohli and Mrs Gibbins.

Moving on to our 4th week of remote learning already! Well done again for another successful week! Within Teams, we have posted a link to 'Mr Wickins' a teacher and ICT specialist who read Varjak Paw via YouTube. We listened to every chapter and used the narrative as part of our English lessons during the Autumn term – the children and staff loved it. He has returned this year and has begun the sequel to Varjak Paw which is 'The Outlaw – Varjak Paw'. We think the children would love to listen to this so please feel free to access this via Teams. We promise, you will not be disappointed. **The Year 4 Team.**

Year Group Email Address:

Reminder, your child's year group email address is:
ph.y4homelearning@perryhallmat.co.uk
 Please use this, if you need to make contact with your child's year group staff. 

Vulnerable and Critical Worker Children:

Vulnerable children and those who have parents/carers as Critical Workers are covering the same content as is outlined in this document within school. 

Reminder: Our PE day is Wednesday. When dropping off and collecting your child(ren), please ensure you continue to follow the one way systems in place and wear a mask when on site to protect yourselves and others.

Remote Learning Arrangements for w.b. 25th January 2021:








Live Learning Sessions






Time	Subject	Access
08.45am	Maths	<i>20 minute live lesson introduction. 40 minutes for assignments to be completed independently.</i>
10.00am	Reading	<i>20 minute live lesson introduction. 30 minutes for assignments to be completed independently</i>
11.10am	SPaG	<i>20 minute live lesson introduction. 30 minutes for assignments to be completed independently</i>
Mon-Thurs 12pm	Non-Core (PM lessons)	<i>5 – 10 minute discussion of expectation with children about the work planned for each afternoon</i>
Every Friday 12pm	Celebration	<i>10 minute celebration with the children at the end of the week with all children including those working at school</i>

**When accessing live sessions, please ensure that the Home School Agreement is being followed.*

Daily Timetable
 In addition to the live teaching session timetable above, a weekly timetable will be uploaded to the Files section of Teams which will outline additional tasks that your child will need to complete. This has also been inserted below for your reference.

Weekly timetable- w.b. 25.01.21:

w.b. 25.01.21	Times Tables Rockstars	English- Writing	Topic	Topic	PHSE/Wellbeing
Mon	<p>Challenge yourself to some times tables challenges.</p> <p>Don't forget to look out for tournaments set by your teachers</p> <p>https://play.ttrockstars.com/aut/school/student</p>	<p>Write a book review for Saint George and the Dragon. Remember to include what the book is about, who you would recommend it to and what you liked/disliked.</p> 	<p>RE: When did the Anglo Saxons become Christians? Watch the link below to find out.</p> <p>https://www.bbc.co.uk/bitesize/clips/zppg9qt</p>  <p>Write character profiles for each of the saints mentioned in the clip. Re-tell their stories – why did they come to Britain to follow their vocation?</p>	<p>Computing: Login to Purple Mash and complete the task on King Alfred, use the information you learnt from last week's History lesson to help you.</p>  <p>King Alfred</p>	<p>INVENTOR SCAVENGER HUNT</p> <ul style="list-style-type: none"> • Find something that you can turn. • Find something that is bumpy. • Find something that is metal. • Find something you put together. • Find 3 things that are round. • Find something you twist. • Find something shiny. • Find something you can roll. • Find a tube. • Find 3 things that are squishy. • Find something clear. • Find something that can bounce.
Tues	<p>Challenge yourself to some times tables challenges.</p> <p>Don't forget to look out for tournaments set by your teachers</p> <p>https://play.ttrockstars.com/aut/school/student</p>	<p>Imagine you found these Anglo Saxon coins in the local park. Write a short story about how they got there and where they came from.</p> 	<p>Science: Watch the clip below on freezing and melting.</p> <p>https://www.bbc.co.uk/bitesize/topics/zkgg87h/articles/z9ck9qt</p> <p>Have a go at the quiz and create a poster based on what you have learnt.</p> 	<p>Music: Click on the link and sing along to the 'We are Anglo Saxons' song.</p> <p>https://www.bbc.co.uk/programmes/p08lqg2p</p> 	<p>My Five Favourites Make a list of your five favourite things that have happened to you in the last week. They can be fun things you've done at home or food you've eaten... anything! Share your list with a friend or family member, explaining why they are your favourites!</p> 

<p>Weds</p>	<p>Challenge yourself to some times tables challenges.</p> <p>Don't forget to look out for tournaments set by your teachers</p> <p>https://play.trockstars.com/author/school/student</p>	<p>With all the training you have done during your PE sessions, you're fit for war! Write a letter to your loved ones in the tribe (it could be anyone) before you head for battle.</p> 	<p>History:</p> <p>Take a tour around an Anglo Saxon village using the link below.</p> <p>https://www.bbc.co.uk/bitesize/clips/znjqxn</p> <p>Create your own map (only seen from above) of a village and give it a name. Label your plan and explain the reasons behind your choices.</p>	<p>PE:</p> <p>Click on the link below to have a PE session with Joe Wicks.</p> <p>https://www.youtube.com/watch?v=xs_g2B-D7zg</p>	<p>Share Some Kindness</p> <p>Write 3 compliments (things you like) about either a friend or family member. Try to think about why you like those things, and how they make you feel.</p> <p>Tell the person everything you've written down. You're sure to bring a smile to their day!</p> 
<p>Thu</p>	<p>Challenge yourself to some times tables challenges.</p> <p>Don't forget to look out for tournaments set by your teachers</p> <p>https://play.trockstars.com/author/school/student</p>	<p>Remember how surprised we all were at the ending of Saint George and the Dragon? Or even the part when the Princess is the one who captures the Dragon.</p> <p>Well, why not create another ending? Write an alternate ending to Saint George and the Dragon.</p> 	<p>Art:</p> <p>Create your own stained glass window for one of the saints you learnt about from the RE lesson on Monday. Use tissue paper and black card to achieve the effect.</p> 	<p>Mindful Listening</p>  <p>Find a quiet place to sit in your home. With an adult, sit still and silently (like an owl!) for one minute and make a note of all of the different sounds you hear. Compare your list with your adult, did you hear the same things? How did stopping, sitting and just listening make you feel?</p>	

Fri

Challenge yourself to some times tables challenges.

Don't forget to look out for tournaments set by your teachers

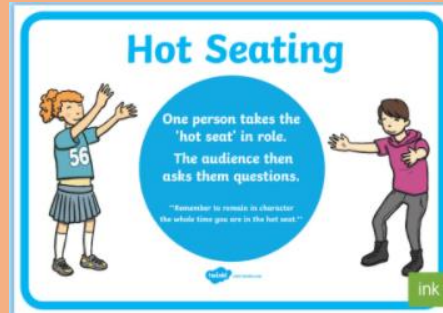
<https://play.trockstars.com/auth/school/student>

Imagine that an Anglo Saxon soldier appeared in your house for 20 minutes.

What would you ask them? Why would you ask it? What would you show them in your house?

Record some questions and think about a possible answer that they would give you? Maybe even take part in some 'Talk for Writing' sessions at home and play the hot seating game?


We would love to see what questions and answers you have come up with.



MFL:
Hola!

Follow this link to learn Spanish words for parts of the body! There's a song to help and even a quiz! Once you have completed that, why don't you go to someone in your house and tell them what you've learnt today.

<https://www.bbc.co.uk/bitesize/topics/zbkjmyc/articles/zfbybdm>



TASTE SAFE SLIME

YOU'LL NEED:

- 1/4 cup chia seeds
- 1 + 3/4 cup water
- Food coloring
- 3-4 cups corn starch

INSTRUCTIONS:

1. Mix the chia seeds, water and food coloring together.
2. Cover and refrigerate overnight.
3. Uncover and add the corn starch a little at a time. About a cup at a time. Mix and then continue until you achieve the desired consistency. Should be like regular slime. Slimy but can be easily taken off the hands.
4. Store covered in the refrigerator. You will need to add a little water each time you take it out to use it. It will reactivate the slime.

****Staff will be available, contactable via the year group email, 8.30am-3.30pm Monday to Thursday and 8.30am-12.30pm on a Friday.***

In addition to the activities outlined within our timetable above, please look out for Mr Boneham's sports videos for you to join in with. We will share these on our Teams page each Monday and Thursday.

Remote Learning Home School Agreement:

School will...

- Provide a mixture of live lessons, independent activities and other relevant tasks (i.e on Purple Mash, Times Table Rockstars) to continue learning at home
- Respond to completed assignments/tasks through Teams and Purple Mash
- Provide appropriate tasks for pupils who have an IEP or are on an EHCP
- Contact pupils who do not log in to live lessons to check in on them and their family
- Offer pupils the opportunity to ask for extra help if they do not understand
- Ensure that staff are available between 8.30am and 3.30pm to support with any home learning issues– please email the year group email address to request support.

Pupils will...

- Attend all live lessons unless they have a genuine reason that they are unable to. Please be aware that pupils will be visible to and heard by their year group peers and school staff when in a live session
- Leave profile pictures as initials so that they are easily identifiable in the lesson
- Find a quiet place to join their live lesson and have a pencil and paper to make jottings
- Use the 'Raise your hand' and Chat function to participate in the lesson
- Remain on mute unless the teacher asks for them to unmute
- Blur their backgrounds
- Focus on learning during the live lesson
- Complete Purple Mash and other follow-up activities to practice skills
- Use the chat function for learning ONLY, this is not a social media chatroom
- Remember class expectations still apply - always adhere to the School Behaviour Policy.

Parents/Carers will ...

- Ensure their child is following the daily timetable and completing their work to avoid more learning time loss
- Let the school know if their child has any technical issues with accessing online learning
- Report any absences as usual, via the school office—including COVID 19 symptoms or positive test results for the child or someone within the household
- Ensure their child only uses the platforms for educational purposes
- Monitor the use of their devices for access of other online materials and apps
- Ensure that the *live Teams sessions are not recorded or photographed* in any way.

Please email the following statement into your child's year group email address: ph.y4homelearning@perryhallmat.co.uk

"I, the parent/carer, and my/our child, _____, agree to all the statements outlined in the Remote Learning Home School Agreement."

Year 4 - Spring 1 – Anglo Saxons

This grid outlines the knowledge and skills that Year 4 children will gain throughout this half term's topic.

As readers we will:

Be introduced to a number of new texts which focus around the historic Anglo Saxons. During this half term, we will be focusing upon some different genres and using your key inference and retrieval skills to understand these texts and their characters.



As mathematicians we will:

The children will revisit and revise place value, the 4 operations against formal written methods and embed their understanding of this by continuing to use 'jottings'. New such learning will include measurement, fractions, decimals and money.



As writers we will:

Aim to build upon previous key skills that have been taught in the Autumn Term by using these affectively within writing opportunities. As well as this, we will be introducing new skills during structured SPaG sessions that will need to be used when writing,



As scientists we will:

Focusing on 'States of Matter' whilst linking this to the Anglo Saxons and some of their specific foods. We will focus upon reversible and irreversible change and participate in a practical experiment around this showing how such historic figures made some foods quite differently to modern times.



As historians we will:

Focus on the historic Anglo Saxons, understand who they are, what they set out to achieve, how they lived, what their religious beliefs were and recognise what life was like as an Anglo Saxon.

As geographers we will:

Locate the key areas of where Anglo Saxons invaded whilst being able to identify and name the British Isles.

As designers we will:

Design, create and evaluate an Anglo Saxon long ship by researching other long ships over history and think about what materials and resources we would need to help make this project float.

As artists we will:

Continue to build of skills we have used in Autumn Term and aim to sketch, fine-line and paint the Staffordshire Hoard.

As musicians we will:

Play musical instruments linking to the story of Beowulf and understand how Sagas were sung.

In PE we will:

Compete and play in a number of invasion games and begin to understand what it was Anglo Saxon era did for stay fit and healthy.

In computing we will:

Plan to recreate our favourite scene from our class narrative using ICT software.

In Spanish we will:

Building upon our Spanish vocabulary and pronunciation by focusing upon colours, body parts, members of our family and pets.

In RE we will:

Link our learning and research of the Anglo Saxons to paganism and the development of Christianity in Britain and more specifically England.