

Year 4: w.b. 18th January 2021

Remote Learning Arrangements during School Closure and Half Termly Topic Grid

Year Group Updates and Reminders:

Our second week of remote learning during National lockdown is complete! What a successful week it has been! We wanted to say a huge well done to all of our children, families and staff for managing this challenge so effectively- the children of Perry Hall continue to amaze us with the dedication and determination they continue to show towards their learning. We hope your new routine, whether that involves your child attending school or continuing to work from home, is going well and that you are all remaining safe and fit!


Our staff have thoroughly enjoyed not only seeing the children- either on screen or in person- but also speaking to them on the phone during their well-being calls and reading the emails you have been sending in to year group email addresses. We thank you for your support with all of these methods of communication.

Please stay safe and do not hesitate to contact us if you require any support. Miss Kohli and Mrs Gibbins.

Moving on to our 3rd week of remote learning we will continue to call parents and children on a withheld number to see how you are all doing. We would like to express our gratitude for working so hard over this period and we are grateful for your patience and commitment towards your children's learning.


The Year 4 Team.

Year Group Email Address:

Reminder, your child's year group email address is: ph.y4homelearning@perryhallmat.co.uk 

Please use this, if you need to make contact with your child's year group staff.

Vulnerable and Critical Worker Children:

Vulnerable children and those who have parents/carers as Critical Workers are covering the same content as is outlined in this document within school. 

Reminder: Our PE day is Wednesday. When dropping off and collecting your child(ren), please ensure you continue to follow the one way systems in place and wear a mask when on site to protect yourselves and others.

Remote Learning Arrangements for w.b. 18th January 2021:

Live Learning Sessions

Time	Subject	Access
9.15am	Maths	20 minute live lesson introduction. 40 minutes for assignments to be completed independently.
10.25am	Reading	20 minute live lesson introduction. 30 minutes for assignments to be completed independently
11.20am	SPaG	20 minute live lesson introduction. 30 minutes for assignments to be completed independently



**When accessing live sessions, please ensure that the Home School*






**Please note: on Tuesday this week, Mrs Merricks from Year 6 will be delivering some of 4SR's sessions.*

Daily Timetable

In addition to the live teaching session timetable above, a weekly timetable will be uploaded to the Files section of Teams which will outline additional tasks that your child will need to complete. This has also been inserted below for your reference.

Weekly timetable- w.b. 18.01.21:

w.b. 18.01. 21	Times Tables Rockstars	English- Writing	Topic	Topic	PHSE/Wellbeing
Mon	<p>Challenge yourself to some times tables challenges.</p> <p>Don't forget to look out for tournaments set by your teachers</p> <p>https://play.trockstars.com/aut/school/student</p>	<p>Pretend a friend would like the recipe for the Anglo Saxon honey, oat and spice cakes that you made in Topic last week. Write step by step instructions for them to follow. Click on the link below if you need support.</p> <p>http://cookit.e2bn.org/historycookbook/958-honey-oat-and-spiced-cakes.html</p> 	<p>Geography: Many towns and villages still carry their Anglo-Saxon names today, including "England" which comes from the Saxon word "Angle-Land". Research which towns and cities have Anglo Saxon names using the link below.</p> <p>https://historylearning.com/place-names/anglo-saxon-place-names/</p> <p>Can you locate these places on a map?</p> 	<p>Computing: Login to Purple Mash and have a go at the coding activity set. See if you can make the bubbles move and pop.</p>	<p>Play a Board Game: Dig out your board games and have fun playing with them. You could even design and make your own board game.</p>
Tues	<p>Challenge yourself to some times tables challenges.</p> <p>Don't forget to look out for tournaments set by your teachers</p> <p>https://play.trockstars.com/aut/school/student</p>	<p>My tribe is the best because...</p> <p>Write a persuasive letter explaining why your tribe is best! Make sure you use plenty of descriptive language, as we can use them for a debate!</p>	<p>Science</p> <p>Complete the solids, liquids and gases worksheet. Once you have finished, have a look around your house! Can you identify if the object is a solid, liquid or gas?</p>	<p>Art: Sketch an Anglo Saxon helmet. Once you are done, you could paint/colour it in or even use coloured paper/foil to stick onto it. Try to include some of the detailed patterns on your helmet.</p>	<p>Build Something: Use building blocks, recycled materials, a deck of cards or anything else you can find to build a den, a tower, a vehicle or even a robot.</p>

			<p>Solids, Liquids And Gases</p> <p>S - solid G - gas L - liquid</p> <p>Mark each material with the correct letter using the key above.</p> <p>Wool <input type="checkbox"/> Plastic <input type="checkbox"/> Cotton <input type="checkbox"/></p> <p>Milk <input type="checkbox"/> Jelly <input type="checkbox"/></p>		
<p>Weds</p>	<p>Challenge yourself to some times tables challenges.</p> <p>Don't forget to look out for tournaments set by your teachers</p> <p>https://play.trockstars.com/auth/school/student</p>	<p>On dark winter days, the Anglo Saxons would gather in the great hall around the log fire. They listened to stories and poems, feasted and sang songs.</p> <p>Today please write a poem or song you would perform around the fire.</p> 	<p>History:</p> <p>There were many famous Anglo-Saxon kings, but the most famous of all was Alfred, one of the only kings in British history to be called 'Great'. Watch the clip below to find out about Alfred.</p> <p>https://www.bbc.co.uk/bitesize/topics/zxsbcd/articles/z9tdq6f</p> <p>Create a fact file all about Alfred's life.</p>	<p>PE</p> <p>Let's keep fit! Try one of our Netflix work outs (you can find it on Teams within the 'Files' section). But which one to try first...</p> 	<p>Keep a diary:</p> <p>Write a paragraph every day about something you have done. Try to make it as interesting as possible.</p>
<p>Thu</p>	<p>Challenge yourself to some times tables challenges.</p> <p>Don't forget to look out for tournaments set by your teachers</p> <p>https://play.trockstars.com/auth/school/student</p>	<p>Now you have learnt about King Alfred. Today you are going to be King! What rules would you set if you were a King for the day?</p> 	<p>DT/Music:</p> <p>The Anglo Saxons were keen storytellers. They would gather together in feasting halls and tell thrilling stories. Often their stories would be accompanied by music played on an instrument called a lyre. A lyre is a string instrument as seen below.</p>  <p>Research and create a simple string instrument using objects you have at home.</p>		<p>Sketch a portrait:</p> <p>Have someone in your family sit for you while you draw their portrait. Can you do the whole family? Why not find a mirror and do a self-portrait? Maybe you can even catch a pet sleeping and draw them.</p>

Fri

Challenge yourself to some times tables challenges.

Don't forget to look out for tournaments set by your teachers

<https://play.trockstars.com/auth/school/student>

The perfect day in the village!

What would a perfect day living in your Anglo Saxon village look like? Remember to use descriptive language.



MFL:
Hola!

Follow this link to learn Spanish greetings! There's a song to help and even a quiz! Once you have completed that, why don't you go to someone in your house and greet them in Spanish?

<https://www.bbc.co.uk/bitesize/topics/zbkjmyc/articles/z4bnpg8>

Adios!



Draw a map:

Draw a map of the rooms in your house or of your local area. Include interesting landmarks or objects. Perhaps, you could turn it into a treasure map and write some clues. Can someone else solve the clues and work out where the 'treasure' is hidden?

****Staff will be available, contactable via the year group email, 8.30am-3.30pm Monday to Thursday and 8.30am-12.30pm on a Friday.***

Remote Learning Home School Agreement:

School will...

- Provide a mixture of live lessons, independent activities and other relevant tasks (i.e on Purple Mash, Times Table Rockstars) to continue learning at home
- Respond to completed assignments/tasks through Teams and Purple Mash
- Provide appropriate tasks for pupils who have an IEP or are on an EHCP
- Contact pupils who do not log in to live lessons to check in on them and their family
- Offer pupils the opportunity to ask for extra help if they do not understand
- Ensure that staff are available between 8.30am and 3.30pm to support with any home learning issues– please email the year group email address to request support.

Pupils will...

- Attend all live lessons unless they have a genuine reason that they are unable to. Please be aware that pupils will be visible to and heard by their year group peers and school staff when in a live session
- Leave profile pictures as initials so that they are easily identifiable in the lesson
- Find a quiet place to join their live lesson and have a pencil and paper to make jottings
- Use the 'Raise your hand' and Chat function to participate in the lesson
- Remain on mute unless the teacher asks for them to unmute
- Blur their backgrounds
- Focus on learning during the live lesson
- Complete Purple Mash and other follow-up activities to practice skills
- Use the chat function for learning ONLY, this is not a social media chatroom
- Remember class expectations still apply - always adhere to the School Behaviour Policy.

Parents/Carers will ...

- Ensure their child is following the daily timetable and completing their work to avoid more learning time loss
- Let the school know if their child has any technical issues with accessing online learning
- Report any absences as usual, via the school office—including COVID 19 symptoms or positive test results for the child or someone within the household
- Ensure their child only uses the platforms for educational purposes
- Monitor the use of their devices for access of other online materials and apps
- Ensure that the *live Teams sessions are not recorded or photographed* in any way.

Please email the following statement into your child's year group email address: ph.y4homelearning@perryhallmat.co.uk

"I, the parent/carer, and my/our child, _____, agree to all the statements outlined in the Remote Learning Home School Agreement."

Year 4 - Spring 1 – Anglo Saxons

This grid outlines the knowledge and skills that Year 4 children will gain throughout this half term's topic.

As readers we will:

Be introduced to a number of new texts which focus around the historic Anglo Saxons. During this half term, we will be focusing upon some different genres and using your key inference and retrieval skills to understand these texts and their characters.



As mathematicians we will:

The children will revisit and revise place value, the 4 operations against formal written methods and embed their understanding of this by continuing to use 'jottings'. New such learning will include measurement, fractions, decimals and money.



As writers we will:

Aim to build upon previous key skills that have been taught in the Autumn Term by using these affectively within writing opportunities. As well as this, we will be introducing new skills during structured SPaG sessions that will need to be used when writing,



As scientists we will:

Focusing on 'States of Matter' whilst linking this to the Anglo Saxons and some of their specific foods. We will focus upon reversible and irreversible change and participate in a practical experiment around this showing how such historic figures made some foods quite differently to modern times.



As historians we will:

Focus on the historic Anglo Saxons, understand who they are, what they set out to achieve, how they lived, what their religious beliefs were and recognise what life was like as an Anglo Saxon.

As geographers we will:

Locate the key areas of where Anglo Saxons invaded whilst being able to identify and name the British Isles.

As designers we will:

Design, create and evaluate an Anglo Saxon long ship by researching other long ships over history and think about what materials and resources we would need to help make this project float.

As artists we will:

Continue to build of skills we have used in Autumn Term and aim to sketch, fine-line and paint the Staffordshire Hoard.

As musicians we will:

Play musical instruments linking to the story of Beowulf and understand how Sagas were sung.

In PE we will:

Compete and play in a number of invasion games and begin to understand what it was Anglo Saxon era did for stay fit and healthy.

In computing we will:

Plan to recreate our favourite scene from our class narrative using ICT software.

In Spanish we will:

Building upon our Spanish vocabulary and pronunciation by focusing upon colours, body parts, members of our family and pets.

In RE we will:

Link our learning and research of the Anglo Saxons to paganism and the development of Christianity in Britain and more specifically England.