

Year 4: w.b. 11th January 2021

Remote Learning Arrangements during School Closure and Half Termly Topic Grid

Year Group Updates and Reminders:

Thank you so much for all of your support and kind messages that we have received this week- it has been extremely challenging for everyone involved. We are so proud of our whole school community for the way everyone has pulled together to get children's remote learning up and running so quickly and so effectively. Thank you for your help in this process. The uptake for both our live learning sessions and where this is not possible for families, the uptake on collecting home learning packs has been fantastic. We are so pleased that children will be able to continue their learning journeys while the school is closed to most pupils.

Please stay safe and get in touch if you require any support.

Mrs Gibbins and Miss Kohli.

Over the course of next week, staff will be phoning parents to see how children are and how they are getting on with their home learning tasks. This call will be from a withheld number. The phone call will give you the opportunity to ask questions and express any concerns/problems regarding home learning.

The Year 4 Team.

Year Group Email Address:

Reminder, your child's year group email address is:

ph.y4homelearning@perryhallmat.co.uk

Please use this, if you need to make

contact with your child's year group staff.



Vulnerable and Critical Worker Children:

Vulnerable children and those who have parents/carers as Critical Workers are covering the same content as is outlined in this document within school.



Reminder: Our PE day is Wednesday. When dropping off and collecting your child(ren), please ensure you continue to follow the one way systems in place and wear a mask when on site to protect yourselves and others.

Remote Learning Arrangements for w.b. 11th January 2021:

Live Learning Sessions


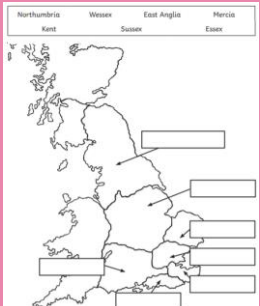
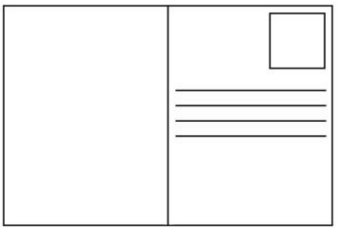
Time	Subject	Access
9.15am	Maths	20 minute live lesson introduction. 40 minutes for assignments to be completed independently.
10.25am	Reading	20 minute live lesson introduction. 30 minutes for assignments to be completed independently
11.20am	SPaG	20 minute live lesson introduction. 30 minutes for assignments to be completed independently

**When accessing live sessions, please ensure that the Home School Agreement is being followed.*


Daily Timetable

In addition to the live teaching session timetable above, a weekly timetable will be uploaded to the Files section of Teams which will outline additional tasks that your child will need to complete. This has also been inserted below for your reference.

Weekly timetable- w.b. 11.01.21:

w.b. 11.01. 21	Times Tables Rockstars	English- Writing	Topic	Topic	PHSE/Wellbeing
Mon	<p>Challenge yourself to some times tables challenges.</p> <p>Don't forget to look out for tournaments set by your teachers</p> <p>https://play.ttrockstars.com/aut/school/student</p>	 <p>Look at the picture above. Using this picture write a story! You are one of the soldiers. What would you be feeling? What can you see? What can you hear? What can you taste?</p> <p>Use previous skills you have been taught to make this piece of English Writing descriptive. (Remember MAPOS).</p> <p>As part of our remote reading sessions last week we focused upon inference – you will need this skill to help you complete this task. Remember, look for all the clues!</p>	<p>Geography</p> <p>Watch the clip below to see what happened when the Anglo Saxons arrived in Britain</p> <p>https://www.bbc.co.uk/teach/school-radio/history-ks2-anglo-saxons-arrival-in-england/zftdd6f</p> <p>Use the internet to research the 7 kingdoms the Anglo Saxon's created in Britain and label the map on Teams</p> 	<p>Computing</p> <p>Login to Purple Mash and have a go at the coding activity set. See if you can make the fish move around the screen.</p>	<p>A- Z of Self-care</p> <p>What can you do to look after yourself today? Read through the poster and then make your own A-Z of self-care.</p>
Tues	<p>Challenge yourself to some times tables challenges.</p> <p>Don't forget to look out for tournaments set by your teachers</p> <p>https://play.ttrockstars.com/aut/school/student</p>	<p>English – Writing</p> <p>You have travelled to visit a different tribe. Write a postcard to someone in your tribe. Tell them why you might have visited, what the tribe is like and what happened whilst you were there.</p> 	<p>Science</p> <p>Number 6 – What a Gas</p> <p>Download the PDF from the link below or on Teams and follow the task sheet.</p> <p>To do - Teaching Primary Science: Getting Started - National STEM Learning Centre</p>	<p>DT</p> <p>Click on the link below and have a go at following the recipe for honey, oat and spice cakes. The Anglo Saxons couldn't get enough of this special treat!</p> <p>http://cookit.e2bn.org/historycookbook/958-honey-oat-and-spiced-cakes.html</p>	<p>Doodle a Day</p> <p>Doodling is relaxing. Try filling this all in today. What creative doodles can you do?</p>

<p>Weds</p>	<p>Challenge yourself to some times tables challenges.</p> <p>Don't forget to look out for tournaments set by your teachers</p> <p>https://play.trockstars.com/auth/school/student</p>	<p>English Writing – Alfred The Great was one of the most famous leaders of the Anglo Saxon period. You have been given the opportunity to interview 'Alfred The Great'.</p> <p>Think about: - What questions you might ask him?</p> <ul style="list-style-type: none"> - What experiences he might have had? - What he could have done differently? 	<p>History:</p> <p>When Edward the Confessor died without leaving an heir in 1066, it set in motion events which would lead to the end of the Anglo-Saxon era in England. Watch this clip and create a fact file or a poster to present the information.</p> <p>https://www.bbc.co.uk/bitesize/topics/ztyr9j6/articles/z3s9j6f</p>	<p>PE</p> <p>The Anglo Saxons loved to fight, and during training they would complete drills. Download the sheet below from Teams and have a go at completing these drills.</p>	<p>Mindful Rainbow Walk</p> <p>You might only be able to go into your garden if you have one but you could do this around your house and by looking through the windows. What do you notice?</p>
<p>Thu</p>	<p>Challenge yourself to some times tables challenges.</p> <p>Don't forget to look out for tournaments set by your teachers</p> <p>https://play.trockstars.com/auth/school/student</p>	<p>English Writing – Anglo- Saxons were superstitious and believed in lucky charms. They thought that rhymes, potions, stones and jewels would protect them from evil spirits and sickness.</p> <p>Today, you are going to create your own potion. Write what the potion is for, what ingredients are needed and if it protects them from any spirits.</p> <p>If you wish, you can draw a picture of it too!</p>	<p>Art:</p> <p>The Bayeux Tapestry gives an account of the Norman invasion of England and the Battle of Hastings in 1066. The tapestry is wool embroidered on linen. It is 70 metres long and 50 centimetres high. No one is exactly sure who made it although most historians agree it was made in England in the 11th century. The Anglo-Saxons were skilled in textile crafts and the Bayeux Tapestry which was made in typical Anglo-Saxon style. Follow the instructions on Teams and create your own Bayeux Tapestry-themed artwork.</p> 		<p>Jar of Courage</p> <p>Make a jar of courage with help from an adult. Put the labels on your jar and fill it up with the positive quotes. Take one out each day and read it. Believe it!</p>

<p>Fri</p>	<p>Challenge yourself to some times tables challenges.</p> <p>Don't forget to look out for tournaments set by your teachers</p> <p>https://play.ttrockstars.com/auth/school/student</p>	<p>English Writing.</p> <p>With the jewellery you made last week, write an advert for it! Make sure you are very descriptive so that people will want to buy your hand crafted jewellery.</p>	<p>RE:</p> <p>Using the information you learnt last week on the Anglo Saxon Gods, complete the Purple Mash activity on Anglo Saxon beliefs.</p> <div data-bbox="1070 172 1301 419">  <p>Anglo-Saxon Beliefs</p> </div>	<div data-bbox="1693 39 2040 456"> <p><u>Self-esteem</u> <u>Bookmark</u></p> <p>Colour your own self esteem bookmark and read it every day to remind yourself how amazing you are. You can use it when you read your book. You can do lots of reading at this time</p> </div>
-------------------	--	---	---	---

****Staff will be available, contactable via the year group email, 8.30am-3.30pm Monday to Thursday and 8.30am-12.30pm on a Friday.***

Remote Learning Home School Agreement:

School will...

- Provide a mixture of live lessons, independent activities and other relevant tasks (i.e on Purple Mash, Times Table Rockstars) to continue learning at home
- Respond to completed assignments/tasks through Teams and Purple Mash
- Provide appropriate tasks for pupils who have an IEP or are on an EHCP
- Contact pupils who do not log in to live lessons to check in on them and their family
- Offer pupils the opportunity to ask for extra help if they do not understand
- Ensure that staff are available between 8.30am and 3.30pm to support with any home learning issues– please email the year group email address to request support.

Pupils will...

- Attend all live lessons unless they have a genuine reason that they are unable to. Please be aware that pupils will be visible to and heard by their year group peers and school staff when in a live session
- Leave profile pictures as initials so that they are easily identifiable in the lesson
- Find a quiet place to join their live lesson and have a pencil and paper to make jottings
- Use the 'Raise your hand' and Chat function to participate in the lesson
- Remain on mute unless the teacher asks for them to unmute
- Blur their backgrounds
- Focus on learning during the live lesson
- Complete Purple Mash and other follow-up activities to practice skills
- Use the chat function for learning ONLY, this is not a social media chatroom
- Remember class expectations still apply - always adhere to the School Behaviour Policy.

Parents/Carers will ...

- Ensure their child is following the daily timetable and completing their work to avoid more learning time loss
- Let the school know if their child has any technical issues with accessing online learning
- Report any absences as usual, via the school office—including COVID 19 symptoms or positive test results for the child or someone within the household
- Ensure their child only uses the platforms for educational purposes
- Monitor the use of their devices for access of other online materials and apps
- Ensure that the *live Teams sessions are not recorded or photographed* in any way.

Please email the following statement into your child's year group email address: ph.y4homelearning@perryhallmat.co.uk

"I, the parent/carer, and my/our child, _____, agree to all the statements outlined in the Remote Learning Home School Agreement."

Year 4 - Spring 1 – Anglo Saxons

This grid outlines the knowledge and skills that Year 4 children will gain throughout this half term's topic.


As readers we will:

Be introduced to a number of new texts which focus around the historic Anglo Saxons. During this half term, we will be focusing upon some different genres and using your key inference and retrieval skills to understand these texts and their characters.



As mathematicians we will:

The children will revisit and revise place value, the 4 operations against formal written methods and embed their understanding of this by continuing to use 'jottings'. New such learning will include measurement, fractions, decimals and money.



As writers we will:

Aim to build upon previous key skills that have been taught in the Autumn Term by using these affectively within writing opportunities. As well as this, we will be introducing new skills during structured SPaG sessions that will need to be used when writing,



As scientists we will:

Focusing on 'States of Matter' whilst linking this to the Anglo Saxons and some of their specific foods. We will focus upon reversible and irreversible change and participate in a practical experiment around this showing how such historic figures made some foods quite differently to modern times.



As historians we will:

Focus on the historic Anglo Saxons, understand who they are, what they set out to achieve, how they lived, what their religious beliefs were and recognise what life was like as an Anglo Saxon.

As geographers we will:

Locate the key areas of where Anglo Saxons invaded whilst being able to identify and name the British Isles.

As designers we will:

Design, create and evaluate an Anglo Saxon long ship by researching other long ships over history and think about what materials and resources we would need to help make this project float.

As artists we will:

Continue to build of skills we have used in Autumn Term and aim to sketch, fine-line and paint the Staffordshire Hoard.

As musicians we will:

Play musical instruments linking to the story of Beowulf and understand how Sagas were sung.

In PE we will:

Compete and play in a number of invasion games and begin to understand what it was Anglo Saxon era did for stay fit and healthy.

In computing we will:

Plan to recreate our favourite scene from our class narrative using ICT software.

In Spanish we will:

Building upon our Spanish vocabulary and pronunciation by focusing upon colours, body parts, members of our family and pets.

In RE we will:

Link our learning and research of the Anglo Saxons to paganism and the development of Christianity in Britain and more specifically England.