

## Year 4: w.b. 1<sup>st</sup> February 2021

### Remote Learning Arrangements during School Closure and Half Termly Topic Grid

#### Year Group Updates and Reminders:

This week, Perry Hall is taking part in Children's Mental Health Week. This year's theme is **Express Yourself**. **Expressing yourself** is about finding ways to share feelings, thoughts, or ideas, through creativity. It's important to remember that being able to **express yourself** is not about being the best at something or putting on a performance for others, it is about finding a way to show who you are, and how you see the world, that can help you feel good about yourself.

To celebrate Children's Mental Health Week 2021, on Thursday we are hosting an 'off screen day' during which year groups will be setting a range of tasks for children to engage with to explore the different ways we can **express ourselves**. In particular, please look out for the whole school Art Competition- involving both the children and their grown-ups! Ensure you have a close look at your Remote Learning Arrangements below as there are a few changes to the timetable on **Monday** and **Thursday**. Keep checking your Teams page to stay up-to-date with the changes and links you need.

**Keep safe and please contact us if you require any support.**

**Mrs Gibbins and Miss Kohli.**

Moving onto our 5th week of remote learning already! Well done again for all of your hard work! We have another busy week ahead with Children's Mental Health week. We will watch a special assembly on Monday 1<sup>st</sup> February at 9am. The link for the assembly will be posted that morning. On Thursday 4<sup>th</sup> February, children will take part in a screen free day where they will engage in a number of themed activities after a live session in the morning to introduce an art competition and numerous activities. In addition to this, we will be sending out a PE activity grid with 9 different activities for the children to complete three times a week. We have also set up a reading challenge for the children to take part in for National Story Telling Week. They must login to Myon and read 10 books over the next 2 weeks. This will be introduced to the children on Monday at the start of their Guided Reading session.

**The Year 4 Team.**

#### Year Group Email Address:

Reminder, your child's year group email address is:

[ph.y4homelearning@perryhallmat.co.uk](mailto:ph.y4homelearning@perryhallmat.co.uk)

Please use this, if you need to make contact with your child's year group staff.



#### Vulnerable and Critical Worker Children:

Vulnerable children and those who have parents/carers as Critical Workers are covering the same content as is outlined in this document within school.



Reminder: Our PE day is Wednesday. When dropping off and collecting your child(ren), please ensure you continue to follow the one way systems in place and wear a mask when on site to protect yourselves and others.

## Remote Learning Arrangements for w.b. 1<sup>st</sup> February 2021:

### Live Learning Sessions

#### Monday 1<sup>st</sup> February:

Time	Subject	Access
9.00am	Children's Mental Health Week Assembly	<a href="https://www.childrensmentalhealthweek.org.uk/news/children-s-mental-health-week-assembly-with-bafta-kids-and-oak-national-academy/">https://www.childrensmentalhealthweek.org.uk/news/children-s-mental-health-week-assembly-with-bafta-kids-and-oak-national-academy/</a>
9.40am-10:25am	Maths	15 minute live lesson introduction. 30 minutes for assignments to be completed independently
10.35am-11:10am	Reading	15 minute live lesson introduction. 20 minutes for assignments to be completed independently
11:20am-12pm	Spag	15 minute live lesson introduction. 25 minutes for assignments to be completed independently
12pm	Non-Core (PM lessons)	5 – 10 minute discussion of expectation with children about the work planned for each afternoon

Please note....

\*There are changes to your timetable for Monday 1<sup>st</sup> and Thursday 4<sup>th</sup> February.

\*On Thursday, there will only be one live session, at 8.45am, where we will introduce your tasks for this day.

#### The rest of the week (except for Thursday- our 'off screen Thursday'):


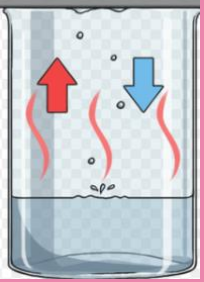





Time	Subject	Access
8.45am	Maths	20 minute live lesson introduction. 40 minutes for assignments to be completed independently.
10.00am	Reading	20 minute live lesson introduction. 30 minutes for assignments to be completed independently
11.10am	SPaG	20 minute live lesson introduction. 30 minutes for assignments to be completed independently
Mon-Thurs 12pm	Non-Core (PM lessons)	5 – 10 minute discussion of expectation with children about the work planned for each afternoon
Every Friday 12pm	Celebration	10 minute celebration with the children at the end of the week with all children including those working at school

\*When accessing live sessions, please ensure that the Home School Agreement is being followed.

### Daily Timetable

In addition to the live teaching session timetable above, a weekly timetable will be uploaded to the Files section of Teams which will outline additional tasks that your child will need to complete. This has also been inserted below for your reference.

# Weekly timetable- w.b. 01.02.21:

w.b. 01/02/21	Times Tables Rockstars	English- Writing	Topic	Topic	PHSE/Wellbeing
<b>Mon</b>	<p>Challenge yourself to some times tables challenges.</p> <p>Don't forget to look out for tournaments set by your teachers</p> <p><a href="https://play.trockstars.com/author/school/student">https://play.trockstars.com/author/school/student</a></p>	<p>Look at the picture of the Anglo Saxon village below, and write a setting description. Remember to include your senses when describing each of the features.</p> 	<p>Science: Learn about evaporation and condensation using the link below. <a href="https://www.bbc.co.uk/bitesize/topics/zkgg87h/articles/zydxmnb">https://www.bbc.co.uk/bitesize/topics/zkgg87h/articles/zydxmnb</a> Once you have watched the clip, have a go at the quiz.</p> 	<p>Computing: Login to Purple Mash and complete the task on Beowulf.</p>  <p>Beowulf</p>	<p>Seeing as it is National Story Telling Week and you enjoyed the story Varjak Paw, have a listen to Mr Wickins read the first chapter of 'The out-law Varjak Paw'</p> <p>To access the story click on the link below. <a href="https://www.youtube.com/watch?v=r--HsG1IDX0">https://www.youtube.com/watch?v=r--HsG1IDX0</a></p> 
<b>Tues</b>	<p>Challenge yourself to some times tables challenges.</p> <p>Don't forget to look out for tournaments set by your teachers</p> <p><a href="https://play.trockstars.com/author/school/student">https://play.trockstars.com/author/school/student</a></p>	<p>If you went in a time machine, on a school trip back to the Anglo Saxon times what would you take with you and why? Come up with at least three suggestions with an explanation for each one.</p> 	<p>History: England was one of the wealthiest kingdoms in Europe. This was due to successful farming and trade in the towns and villages. The king, his earls and the Church all profited from this through taxes. At the top of the social system was the royal house. This consisted of the king and aethelings who claimed a common ancestry with the king.</p> <p>Click on the link below to research the role of the Royal family, Freeman and Serfs <a href="https://www.bbc.co.uk/bitesize/guides/z8f4mnb/revision/2">https://www.bbc.co.uk/bitesize/guides/z8f4mnb/revision/2</a> Present this information as a factfile.</p>	<p>Music: Click on the link and sing along to Beowulf's song.</p> <p><a href="https://www.bbc.co.uk/programmes/p08ljq6">https://www.bbc.co.uk/programmes/p08ljq6</a></p> 	<p>To listen to chapter 2 of The out-law Varjak Paw click on the link below. <a href="https://www.youtube.com/watch?v=Rv7UQhSRvO0">https://www.youtube.com/watch?v=Rv7UQhSRvO0</a></p> 

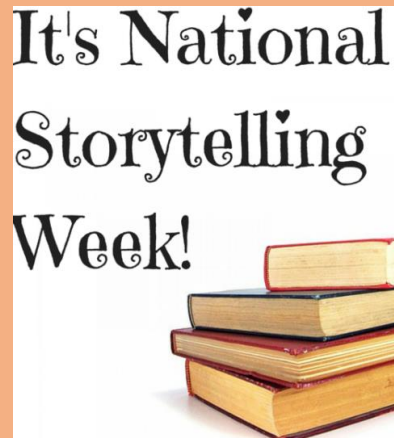
**Weds**

Challenge yourself to some times tables challenges.

Don't forget to look out for tournaments set by your teachers

<https://play.trockstars.com/author/school/student>

For National story telling week, create a colourful poster all about your favourite book. Make sure you include why it's your favourite book, what happens in the plot and who the author is.




Art:  
Here are examples of Anglo Saxon corn paintings. Have a go at creating your own corn painting.



PE:  
Complete a PE session with Mr Boneham, you will find a video link under the files section.

To listen to chapter 3 of The outlaw Varjak Paw click on the link below.

<https://www.youtube.com/watch?v=0vcTJKDfwvU>



**Thu**

Activity 1:

Whether you write in rhyme or free verse (it does not rhyme), poetry is a great way to release your feelings and dreams, and share these with others.

'If' is a very famous poem by Rudyard Kipling (The writer of 'The Jungle Book', 'Kim' and other stories, not the cake maker). If you wish to, you can read it at the site below:

<https://www.poetryfoundation.org/poems/46473/if--->

There are many other poets who have used this as a frame for their own poem, or just used the idea of the title as an inspiration for a title:


Activity 2:

Use coloured card to create a paper chain. On each bit of paper, write words to describe you e.g. kind, caring, brave, strong etc. Let's see how long you can make your chain using different adjectives!



Activity 3:


Think of a positive memory or something that you enjoy doing. Draw around your hand and write the memory in the palm of your hand. On each of the fingers use your senses to describe what you can see, hear, smell, taste and touch.



Activity 4:

Express yourself through the squiggle game. Get a piece of paper and start to squiggle. Then, have a look at what you can spot in your squiggle. Can you turn it into something else? You might see a face or an animal or even a mystical creature. Imagine what your friend might say to you. Have a look at the example below to give you an idea.

Step 1: Create a squiggle



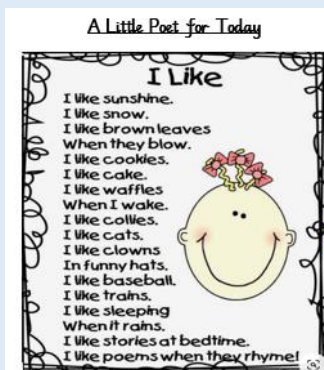
'If I ruled the world...'

'What if...'

'When...tomorrow comes'

'Where would I go...'

Using one of these titles – most poems are on <https://www.pinterest.co.uk/12trey16/poetry/> - write, and decorate, a poem of your own then, if you wish to share it, you can upload, or send an image of it, to your year group account!



### 'Express yourself' photograph challenge

Expressing yourself is about finding ways to share feelings, thoughts, or ideas, through creativity. Why not dress up as your favourite book character, superhero or even in your favourite colour. Think about why you have chosen to wear this and how it makes you feel. Don't forget to email your photograph in to show us how you've expressed yourself!



### Art Challenge

Ensure you fully read the art competition inserted below on page 6- have fun and enjoy!

**PERRY HALL PRIMARY SCHOOL**

With the current Coronavirus situation and restrictions meaning we can't venture far from our homes, we thought this would be the ideal opportunity to explore the environment close to home.

At Perry Hall Primary School, we recognise the valuable role that art has in supporting mental health and well-being. Being creative can boost confidence and make us feel more engaged and resilient. Besides these benefits, art engagement also alleviates anxiety, depression and stress.

To celebrate Children's Mental Health Week (9th, 11th February) and as part of our 'off screen day' we have developed an art task for you to engage with at home. The theme for this competition is ...

**'A VIEW FROM MY WINDOW'.**

You could create a representation of:

- The actual view from your window
- An imaginary view from your window (e.g. a window into your dreams)
- The view you want for the future when you look out of your window

You can use ANY media (pencils, crayons, pastels, paint, collage, clay etc) to create a piece of artwork which represents the view from your window.

You may choose to create a 3-D view from your window using a cereal box and recycled materials from around your home.

**WINNERS WILL BE ANNOUNCED ON FRIDAY 12<sup>TH</sup> FEBRUARY**

Grown-ups at home and staff in school are also encouraged to take part!  
A winner will be chosen from entries received from each class and the grown up and staff categories.

Each winner will receive a £5 ~~1000000000000~~ voucher.

This means everyone can get involved, no matter how young or old!  
We will showcase a selection of entries on our website for you to enjoy at home.


Links for Inspiration:  
[Click here](#) for some ideas on Pinterest.  
**EMPHASIS** [Click here](#) to listen to a lovely story, celebrating all the different views from windows across the globe.  
[Click here](#) to watch a video of someone sketching 'The view from my window'.

Some suggested steps for getting started:  
Take your pencil for a walk and sketch the view first.  
Start sketching and gathering some ideas and views from your window, looking at composition and a subject or view that interests you.  
Include the main shapes and ideas in your sketch. Include the tones so you pick out lights, darks and medium shades.  
You can work in any medium that you like. Think about complementary colours and mix them rather than straight from the tube (if using paint).

Step 2: Turn your squiggle into something else



Step 3: What might it say to you?



Fri

Challenge yourself to some times tables challenges.

Don't forget to look out for tournaments set by your teachers

<https://play.trockstars.com/auth/school/student>

After hearing the first 4 chapters of The out-law Varjak Paw, write a short summary of the key events.



MFL:

Let's practice how to say hello, how are you in Spanish. Watch the clip below to help you with the pronunciation then practice the phrases below with an adult.

<https://www.youtube.com/watch?v=bDGNBkVHGrQ>

Hola Hello/Hi - Buenos días Good morning - Buenas tardes

Good afternoon/good evening - Buenas noches Good evening/good night- Qué tal/Cómo estás How are you?

(informal) -Cómo está (usted)? Very well, thank you - Muy bien, gracias And you? - y tú/usted?

To listen to chapter 4 of The outlaw Varjak Paw click on the link below.

<https://www.youtube.com/watch?v=HmSIMLLVBrg>



\*Staff will be available, contactable via the year group email, 8.30am-3.30pm Monday to Thursday and 8.30am-12.30pm on a Friday.

In addition to the activities outlined within our timetable above, please look out for Mr Boneham's sports videos for you to join in with. We will share these on our Teams page each Monday and Thursday.

A further Reading and PE challenge is outlined on page 7 of this document.



# PERRY HALL PRIMARY SCHOOL



## You could create a representation of:

- The actual view from your window
- An imaginary view from your window (e.g. a window into your dreams)
- The view you want for the future when you look out of your window

You can use ANY media (pencils, crayons, pastels, paint, collage, clay etc.) to create a piece of artwork which represents the view from your window.

You may choose to create a 3-d view from your window using a cereal box and recycled materials from around your home.

With the current Coronavirus situation and restrictions meaning we can't venture far from our homes, we thought this would be the ideal opportunity to explore the environment close to home.

At Perry Hall Primary School, we recognise the valuable role that art has in supporting mental health and well-being. Being creative can boost confidence and make us feel more engaged and resilient. Besides these benefits, art engagement also alleviates anxiety, depression and stress.

To celebrate Children's Mental Health Week (w.b. 1<sup>st</sup> February) and as part of our 'off screen day' we have developed an art task for you to engage with at home. The theme for this competition is . . .

## 'A VIEW FROM MY WINDOW'.

Keep your artwork safe at home and when it is finished, **take a clear picture** & e-mail it to us at

[ph.competition@perryhallmat.co.uk](mailto:ph.competition@perryhallmat.co.uk)

**Please include the entrants name and class in the subject box.**

The closing date for submission will be **Monday 8th February.**

## WINNERS WILL BE ANNOUNCED ON FRIDAY 12<sup>TH</sup> FEBRUARY

**Grown-ups at home and staff in school are also encouraged to take part!**

A winner will be chosen from entries received from each class and the grown up and staff categories.

Each winner will receive a £5 Hobbycraft voucher.

**This means everyone can get involved, no matter how young or old!**

*We will showcase a selection of entries on our website for you to enjoy at home.*

### Links for Inspiration:

[Click here](#) for some ideas on Pinterest.

**EYFS/KS1** [Click here](#) to listen to a lovely story, celebrating all the different views from windows across the globe.

**KS2** [Click here](#) to watch a video of someone sketching 'The view from my window'.

## Some suggested steps for getting started:

Take your pencil for a walk and sketch the view first.

Start sketching and gathering some ideas and views from your window, looking at composition and a subject or view that interests you.

Include the main shapes and ideas in your sketch. Include the tones so you pick out lights, darks and medium shades.

You can work in any medium that you like. Think about complementary colours and mix them rather than straight from the tube (if using paint).



## Remote Learning Home School Agreement:

### ***School will...***

- Provide a mixture of live lessons, independent activities and other relevant tasks (i.e on Purple Mash, Times Table Rockstars) to continue learning at home
- Respond to completed assignments/tasks through Teams and Purple Mash
- Provide appropriate tasks for pupils who have an IEP or are on an EHCP
- Contact pupils who do not log in to live lessons to check in on them and their family
- Offer pupils the opportunity to ask for extra help if they do not understand
- Ensure that staff are available between 8.30am and 3.30pm to support with any home learning issues– please email the year group email address to request support.

### ***Pupils will...***

- Attend all live lessons unless they have a genuine reason that they are unable to. Please be aware that pupils will be visible to and heard by their year group peers and school staff when in a live session
- Leave profile pictures as initials so that they are easily identifiable in the lesson
- Find a quiet place to join their live lesson and have a pencil and paper to make jottings
- Use the 'Raise your hand' and Chat function to participate in the lesson
- Remain on mute unless the teacher asks for them to unmute
- Blur their backgrounds
- Focus on learning during the live lesson
- Complete Purple Mash and other follow-up activities to practice skills
- Use the chat function for learning ONLY, this is not a social media chatroom
- Remember class expectations still apply - always adhere to the School Behaviour Policy.

### ***Parents/Carers will ...***

- Ensure their child is following the daily timetable and completing their work to avoid more learning time loss
- Let the school know if their child has any technical issues with accessing online learning
- Report any absences as usual, via the school office—including COVID 19 symptoms or positive test results for the child or someone within the household
- Ensure their child only uses the platforms for educational purposes
- Monitor the use of their devices for access of other online materials and apps
- Ensure that the *live Teams sessions are not recorded or photographed* in any way.

**Please email the following statement into your child's year group email address: [ph.y4homelearning@perryhallmat.co.uk](mailto:ph.y4homelearning@perryhallmat.co.uk)**

**"I, the parent/carer, and my/our child, \_\_\_\_\_, agree to all the statements outlined in the Remote Learning Home School Agreement."**



## Year 4 - Spring 1 – Anglo Saxons

*This grid outlines the knowledge and skills that Year 4 children will gain throughout this half term's topic.*

### As readers we will:

Be introduced to a number of new texts which focus around the historic Anglo Saxons. During this half term, we will be focusing upon some different genres and using your key inference and retrieval skills to understand these texts and their characters.



### As mathematicians we will:

The children will revisit and revise place value, the 4 operations against formal written methods and embed their understanding of this by continuing to use 'jottings'. New such learning will include measurement, fractions, decimals and money.



### As writers we will:

Aim to build upon previous key skills that have been taught in the Autumn Term by using these affectively within writing opportunities. As well as this, we will be introducing new skills during structured SPaG sessions that will need to be used when writing,



### As scientists we will:

Focusing on 'States of Matter' whilst linking this to the Anglo Saxons and some of their specific foods. We will focus upon reversible and irreversible change and participate in a practical experiment around this showing how such historic figures made some foods quite differently to modern times.



### As historians we will:

Focus on the historic Anglo Saxons, understand who they are, what they set out to achieve, how they lived, what their religious beliefs were and recognise what life was like as an Anglo Saxon.

### As geographers we will:

Locate the key areas of where Anglo Saxons invaded whilst being able to identify and name the British Isles.

### As designers we will:

Design, create and evaluate an Anglo Saxon long ship by researching other long ships over history and think about what materials and resources we would need to help make this project float.

### As artists we will:

Continue to build of skills we have used in Autumn Term and aim to sketch, fine-line and paint the Staffordshire Hoard.

### As musicians we will:

Play musical instruments linking to the story of Beowulf and understand how Sagas were sung.

### In PE we will:

Compete and play in a number of invasion games and begin to understand what it was Anglo Saxon era did for stay fit and healthy.

### In computing we will:

Plan to recreate our favourite scene from our class narrative using ICT software.

### In Spanish we will:

Building upon our Spanish vocabulary and pronunciation by focusing upon colours, body parts, members of our family and pets.

### In RE we will:

Link our learning and research of the Anglo Saxons to paganism and the development of Christianity in Britain and more specifically England.