

Year 1: w.b. 25th January 2021

Remote Learning Arrangements during School Closure and Half Termly Topic Grid

Year Group Updates and Reminders:


Another incredibly positive week! We have been dropping in to some of our live lessons each day and we have seen enthused and engaged children all enjoying their virtual bubble and learning new skills. In school, the children have settled well into their smaller year group bubbles and are enjoying the opportunity of joining the live sessions to see their peers, whilst being taught by different members of their year group staff each day. We have seen smiles across faces which is brilliant, particularly when there is so much worry around us as pandemic figures continue to cause concern. It is wonderful to see some of the work that children are producing and it is clear that many of them are working really hard - keep up the good work! To help continue to promote engagement and the motivation of our learners, look out for our newly introduced 'Remarkable Remote Learner' praise certificates, which will be emailed out to parents/carers to acknowledge their child's commitment to their learning. We hope that you are all keeping well during this time and managing to balance home learning commitments with making time to relax with your families. Take care and keep safe, Miss Kohli and Mrs Gibbins.

Polite reminder: Please ensure your child is in a quiet room for their live lessons with no background noise. Also it is important that your child does not mute others or remove them from the call so please remind your child to use only the mute and unmute buttons or the raise your hand function for themselves only.

The Year 1 Team.


Year Group Email Address:

Reminder, your child's year group email address is:
ph.y1homelearning@perryhallmat.co.uk
 Please use this, if you need to make contact with your child's year group staff.



Vulnerable and Critical Worker Children:

Vulnerable children and those who have parents/carers as Critical Workers are covering the same content as is outlined in this document within school. Reminder: Our PE day is Wednesday. When dropping off and collecting your child(ren), please ensure you continue to follow the one way systems in place and wear a mask when on site to protect yourselves and others.



Remote Learning Arrangements from w.b. 25th January 2021:






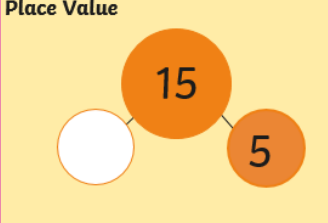


Live Learning Sessions- Please note there will be no 2.45pm story session on Friday afternoons

Time	Subject	Access
9.30am	Phonics Mrs Harris' group	Teams: 20-30 minutes live session Followed by an independent phonics activity
9.30am	Phonics Mrs Dodd/Lockley's group	Teams: 20-30 minutes live session Followed by an independent phonics activity
10.00am	Phonics Mrs Banga's group	Teams: 20-30 minutes live session Followed by an independent phonics activity
10.00am	Phonics Mrs Jefferies group	Teams: 20-30 minutes live session Followed by an independent phonics activity
11.00am	Maths 1DL or 1HH	Teams: 15-20 minute live session Followed by an independent maths activity
2.45pm	Story Time 1DL or 1HH	Teams: Join your teachers for a story (not on a Friday afternoon)

*When accessing live sessions, please ensure that the Home School Agreement is being followed.

Daily Timetable

In addition to the live teaching session timetable above, a weekly timetable will be uploaded to the Files section of Teams which will outline additional tasks that your child will need to complete. A copy of this has been inserted below for your reference.

w.b. 25.01.21	English- Writing 	Maths 	Science 	PSHE/Wellbeing 
<p>Mon</p>	<p>https://classroom.thenational.academy/lessons/to-listen-and-respond-to-a-story-6cr66e</p> <p>This week's story is called 'How Butterflies came to be', Enjoy watching the lesson if you can then complete today's English daily task which is all about the things you like to do.</p> <p></p> <p>Capital letters Finger spaces Full stops *Can you use the connective because to explain why you enjoy doing each thing or what you enjoy about it?</p>	<p>Can you complete the 'place value' challenges on your activity sheet today?</p> <p>Place Value</p> 	<p>Have a go at labelling the parts of a plant</p> 	<p>Write down how we look after others including a baby, our friends and animals, write a separate sentence for each about why it is important to look after them.</p> 

Tues

<https://classroom.thenational.academy/lessons/to-tell-a-story-from-memory-68v3gc>

Today's task requires you to use your imagination! Write sentences about your own invention, this could be anything such as a new toy or a useful machine.



Can you solve the given problems on your sheet today?



What do the parts of the plant do?



Have a go at completing the sentences about what each part of the plant does.

Write an acrostic poem about caring for others use the letters C A R E to begin each line.

Weds

<https://classroom.thenational.academy/lessons/to-describe-using-senses-6dhkcr>

Complete the tasks from the video if you are able to watch it, then for today's daily task, write your own acrostic poem all about the beach.



Use your senses and use adjectives to actually describe what you can see, hear, smell and touch (feel), for example, blue water or cold sand.

Can you use a number line correctly to solve the given addition number sentences on your sheet today?

*Remember to jump forwards



Name those plants







Have a look at the pictures and see if you are able to choose the correct word from the word bank to name each flower.



It is also important that we look after our planet.



Sort the pictures into Recycling or Rubbish

<p>Thurs</p>	<p>https://classroom.thenational.academy/lessons/to-use-capital-letters-for-names-cmt3ee</p> <p>Today you will be practising using capital letters correctly. This is one of our important Year 1 skills when we are writing.</p>	<p>Can you use a number line correctly to solve the given subtraction number sentences on your sheet today?</p> <p>*Remember to jump backwards</p> 	<p>You have labelled the parts of a plant, but can you label a tree?</p> <p>Have a go at labelling the parts of the tree today, then draw a picture of a winter tree.</p> 	<p>Use the word bank to write about 2 ways you can help our planet.</p> 
<p>Fri</p>	<p>https://classroom.thenational.academy/lessons/to-link-our-reading-to-our-own-experiences-cth68r</p> <p>Fill up a bag full of joy by writing or drawing some of the things that make you really happy.</p> <p>Extend each of your sentences by using the connective because to explain why or how they make you happy.</p> 	<p>Can you count on in your 10s to find the missing answers?</p> 	<p>Go on a plants and flowers hunt in your garden or your local area.</p>  <p>How many can you find and tick off? If you don't find very many, discuss this with a grown-up, think about the seasons and the things plants need to grow.</p>	<p>Draw or write about ways you can care for the environment at school and at home.</p>

**Staff will be available, contactable via the year group email, 8.30am-3.30pm Monday to Thursday and 8.30am-12.30pm on a Friday*

In addition to the activities outlined within our timetable above, please look out for Mr Boneham's sports videos for you to join in with. We will share these on our Teams page each Monday and Thursday.

Reminder: Remote Learning Home School Agreement (reminder of what you have previously signed and agreed to if your child is partaking in live learning sessions):

School will...

- Provide a mixture of live lessons, independent activities and other relevant tasks to continue learning at home
- Respond to any home learning activities submitted through the year group email address
- Contact pupils who do not log in to live lessons to check in on them and their family
- Offer pupils the opportunity to ask for extra help if they do not understand
- Ensure that staff are available between 8.30am and 3.30pm to support with any home learning issues— please email the year group email address to request support.

Pupils will...

- Attend all live lessons unless they have a genuine reason that they are unable to. Please be aware that pupils will be visible to and heard by their year group peers and school staff when in a live session
- Leave profile pictures as initials so that they are easily identifiable in the lesson
- Find a quiet place to join their live lesson and have a pencil and paper to make jottings
- Use the 'Raise your hand' to participate in the lesson
- Remain on mute unless the teacher asks for them to unmute
- Blur their backgrounds
- Focus on learning during the live lesson
- Complete follow-up activities to practice skills
- Remember class expectations still apply - always adhere to the School Behaviour Policy.

Parents/Carers will ...

- Ensure their child is following the daily timetable and completing their work to avoid more learning time loss
- Let the school know if their child has any technical issues with accessing online learning during isolation
- Report any absences as usual, via the school office—including COVID 19 symptoms or positive test results for the child or someone within the household
- Ensure their child only uses the platforms for educational purposes
- Monitor the use of their devices for access of other online materials and apps
- Ensure that the *live Teams sessions are not recorded or photographed* in any way.

**Please email the following statement into your child's year group email address: ph.y1homelearning@perryhallmat.co.uk
"I, the parent/carer, and my/our child, _____, agree to all the statements outlined in the Remote Learning Home School Agreement."**

**You only need to email the above permission statement if you have not already done this previously.*

Year 1 - Spring 1 – Jetsetters



This grid outlines the knowledge and skills that Year 1 children will gain throughout this half term's topic.

As readers we will:

- Read accurately by blending sounds.
- Make inferences based on what has been said and done.
- Listen to and discuss a wide range of stories including non-fiction and poetry.



As mathematicians we will:

- Explore the place value of numbers to 50.
- Learn how to measure length and weight.
- Explore multiplication by using the grouping method.



As writers we will:

- Compose sentences orally to ensure they make sense.
- Make sure we use capital letters, finger spaces and full stops consistently.
- Join sentences using connectives including and, but and so.

As scientists we will:

- Ask simple scientific questions.
- Use simple equipment to make scientific observations.
- Suggest what have found out using our observations.



As historians we will:

- Sequence events in chronological order.
- Describe similarities and differences.
- Identify different ways to represent the past.
- Learn about the significant lives of people from the past.

As geographers we will:

- Learn about our local area.
- Practise our mapping skills.
- Look at physical and man-made features.



As designers we will:

- Plan and design our own product.
- Make a product using the correct materials.
- Test and evaluate our completed product.



As artists we will:

- Develop a wide range of art techniques in using colour, pattern, texture and shape.
- Investigate a range of Art medium.
- Learn about the work of a range of artists and designers and their similarities and differences.



As musicians we will:

- Listen to and appraise a piece of music.
- Begin to recognise the features of folk music.
- Explore different styles of music.

In PE we will:

- Learn how to catch and throw a ball accurately.
- Begin to take part in collaborative team games.
- Explore how to move and control a ball in different ways.

In computing we will:

- Explore how to be safe online.
- Practise logging on and navigating independently.
- Begin adding pictures and texts to my work online.

In Spanish we will:

- Practise counting 1-10.
- Recall colour names.
- Say 'hello' and 'goodbye'.



In RE we will:

- Consider the purpose of prayer.
- Look at the meaning of the lord's prayer.
- Understand why Jesus prayed and suggest why others might pray.

