

Year 1: w.b. 11th January 2021

Remote Learning Arrangements during School Closure and Half Termly Topic Grid

Year Group Updates and Reminders:

Thank you so much for all of your support and kind messages that we have received this week- it has been extremely challenging for everyone involved. We are so proud of our whole school community for the way everyone has pulled together to get children's remote learning up and running so quickly and so effectively. Thank you for your help in this process. The uptake for both our live learning sessions and where this is not possible for families, the uptake on collecting home learning packs has been fantastic. We are so pleased that children will be able to continue their learning journeys while our school is closed to most pupils.

Please stay safe and get in touch if you require any support.

Mrs Gibbins and Miss Kohli.

Polite reminder: Please ensure your child is in a quiet room for their live lessons with no background noise. Also it is important that your child does not mute others or remove them from the call so please remind your child to use only the mute and unmute buttons or the raise your hand function for themselves only.

The Year 1 Team.

Year Group Email Address:

Reminder, your child's year group email address is:

ph.y1homelearning@perryhallmat.co.uk

Please use this, if you need to make contact with your child's year group staff.



Vulnerable and Critical Worker Children:

Vulnerable children and those who have parents/carers as Critical Workers are covering the same content as is outlined in this document within school. Reminder: Our PE day is Wednesday. When dropping off and collecting your child(ren), please ensure you continue to follow the one way systems in place and wear a mask when on site to protect yourselves and others.



Remote Learning Arrangements from w.b. 11th January 2021:








Live Learning Sessions- Please note there will be no 2.45pm story session on Friday afternoons



Time	Subject	Access
9.30am	Phonics Mrs Harris' group	Teams: 20-30 minutes live session Followed by an independent phonics activity
9.30am	Phonics Mrs Dodd/Lockley's group	Teams: 20-30 minutes live session Followed by an independent phonics activity
10.00am	Phonics Mrs Banga's group	Teams: 20-30 minutes live session Followed by an independent phonics activity
10.00am	Phonics Mrs Jefferies group	Teams: 20-30 minutes live session Followed by an independent phonics activity
11.00am	Maths 1DL or 1HH	Teams: 15-20 minute live session Followed by an independent maths activity
2.45pm	Story Time 1DL or 1HH	Teams: Join your teachers for a story (not on a Friday afternoon)

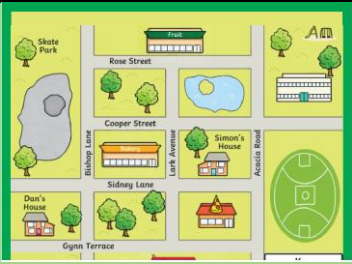


**When accessing live sessions, please ensure that the Home School Agreement is being followed.*

Daily Timetable

In addition to the live teaching session timetable above, a weekly timetable will be uploaded to the Files section of Teams which will outline additional tasks that your child will need to complete. A copy of this has been inserted below for your reference.

w.b. 11.01.21	English- Writing 	Maths 	Geography 	PSHE/Wellbeing 
<p>Mon</p>	<p>https://classroom.thenational.academy/lessons/to-listen-and-respond-to-a-set-of-instructions-64r64r?activity=video&step=1</p> <p>This week's lessons are about writing a set of instructions on how to make a magic hat! You can pause the video and have a go at the tasks in the video first, then complete your assignment on Teams.</p> <p>Assignment: Starter Suffix -s. Make up your own sentences using the plural nouns. Main Complete the sentences to write a set of instructions for making a magic hat</p>	<p>https://www.bbc.co.uk/teach/supermovers/ks1-maths-the-2-times-table-with-bridget-the-lioness/zrrx92p</p> <p>Watch and join in with Bridget the Lioness to help you learn your 2 times tables and then have a go at the assignment.</p>	<p>This week we are thinking about where we live and our local area.</p> <p>Assignment: For today's task you can use Google Maps, Google Street View or just ask a grown-up then answer the questions about your home and our school.</p> 	<p>Think carefully about your most favourite things and complete the 'all about me' assignment.</p> 
<p>Tues</p>	<p>https://classroom.thenational.academy/lessons/to-role-play-a-set-of-instructions-64r64r?activity=video&step=1</p> <p>You can pause the video and have a go at the tasks in the video first, then complete your assignment on Teams.</p>	<p>https://www.youtube.com/watch?v=mXMofxtDPUQ</p> <p>Watch and join in with the video to help you learn the days of the week and then have a go at the assignment.</p>	<p>Today's Geography task is a fieldwork task, of course it is important to keep safe but if you go out for daily exercise, use your senses to fill in the grid. If you are not going out you can just think about somewhere you have been before.</p>	<p>What makes you feel 'happy'? Can you draw your ideas in the thought bubbles provided in your assignment?</p> 

	<p>Assignment: Starter Suffix -es. Make up your own sentences using the plural nouns. Main Draw a picture of your own magic hat on paper and take a photograph of it if you would like to show us, then write sentences to describe your magic hat using adjectives.</p>		<p>Assignment: Use your senses to fill in the grid for two places then compare and contrast them verbally</p>	
Weds	<p>https://classroom.thenational.academy/lessons/to-use-imperative-verbs-6wr6cd</p> <p>Today's lesson is all about imperative (bossy) verbs and adverbs. You can pause the video to have a go at the tasks in the video first then have a go at the assignment on Teams</p> <p>Assignment: Complete the worksheet, - you will be identifying verbs, using verbs in sentences and adding adverbs to sentences.</p>	<p>https://www.youtube.com/watch?v=lPeAolhz8GA</p> <p>Watch and join in with the video to help you learn the months of the year and then have a go at the assignment.</p>	<p>Today's task is all about our local area- Wednesfield</p> <p>Assignment: Look at the photographs of places in Wednesfield, do you recognise them? Have a go at naming them and then talk about them with a grown-up, what do people do there? Where is it near to?</p>	<p>What does feeling 'proud' mean? Can you think of a time when you felt proud of yourself? Can you draw a picture of this moment and write a simple sentence to match?</p> 
Thurs	<p>https://classroom.thenational.academy/lessons/to-box-up-a-recycled-set-of-instructions-chj36c</p> <p>Today's lesson is about slightly changing or 'recycling' the magic hat instructions to make a new set of instructions for something else that is magic. Have a go at the</p>	<p>https://www.youtube.com/watch?v=9_Y2xrqOCEA</p> <p>Watch the video about sequencing and putting things in the correct time order. Have a go at the assignment thinking carefully about the sequence of your day.</p>	<p>Today's task is about maps, location and direction.</p> <p>Assignment: Look at the map and answer the questions</p>	<p>What makes a 'good' friend? Can you create a 'wanted' poster for a good friend including pictures and labels?</p> 

	<p>tasks on the video then complete your assignment on Teams.</p> <p>Assignment: Write sentences to describe either a magic hat, magic shoes or a magic cloak. Your sentences will include adjectives to describe size, colour and extra details.</p>			
Fri	<p>https://classroom.thenational.academy/lessons/to-write-a-set-of-instructions-part-1-7lhkcc</p> <p>Have a go at the tasks in the video then complete your assignment on Teams.</p> <p>Assignment: Write a set of instructions for how to wash your hands properly</p>	<p>https://www.youtube.com/watch?v=M6Efzu2slal</p> <p>Watch and join in with the number gators to help you compare numbers and then have a go at the assignment.</p>	<p>More maps, location and direction</p> <p>Assignment: Look at the map and answer the questions</p> 	<p>Who is your favourite superhero and why? Can you design your own superhero? Can you give them a name? Costume? Special powers?</p> 

***Staff will be available, contactable via the year group email, 8.30am-3.30pm Monday to Thursday and 8.30am-12.30pm on a Friday**

Reminder: Remote Learning Home School Agreement (reminder of what you have previously signed and agreed to if your child is partaking in live learning sessions):

School will...

- Provide a mixture of live lessons, independent activities and other relevant tasks to continue learning at home
- Respond to any home learning activities submitted through the year group email address
- Contact pupils who do not log in to live lessons to check in on them and their family
- Offer pupils the opportunity to ask for extra help if they do not understand
- Ensure that staff are available between 8.30am and 3.30pm to support with any home learning issues— please email the year group email address to request support.

Pupils will...

- Attend all live lessons unless they have a genuine reason that they are unable to. Please be aware that pupils will be visible to and heard by their year group peers and school staff when in a live session
- Leave profile pictures as initials so that they are easily identifiable in the lesson
- Find a quiet place to join their live lesson and have a pencil and paper to make jottings
- Use the 'Raise your hand' to participate in the lesson
- Remain on mute unless the teacher asks for them to unmute
- Blur their backgrounds
- Focus on learning during the live lesson
- Complete follow-up activities to practice skills
- Remember class expectations still apply - always adhere to the School Behaviour Policy.

Parents/Carers will ...

- Ensure their child is following the daily timetable and completing their work to avoid more learning time loss
- Let the school know if their child has any technical issues with accessing online learning during isolation
- Report any absences as usual, via the school office—including COVID 19 symptoms or positive test results for the child or someone within the household
- Ensure their child only uses the platforms for educational purposes
- Monitor the use of their devices for access of other online materials and apps
- Ensure that the *live Teams sessions are not recorded or photographed* in any way.

Please email the following statement into your child's year group email address: ph.y1homelearning@perryhallmat.co.uk

"I, the parent/carer, and my/our child, _____, agree to all the statements outlined in the Remote Learning Home School Agreement."

**You only need to email the above permission statement if you have not already done this previously.*

Year 1 - Spring 1 – Jetsetters



This grid outlines the knowledge and skills that Year 1 children will gain throughout this half term's topic.


As readers we will:

- Read accurately by blending sounds.
- Make inferences based on what has been said and done.
- Listen to and discuss a wide range of stories including non-fiction and poetry.



As mathematicians we will:

- Explore the place value of numbers to 50.
- Learn how to measure length and weight.
- Explore multiplication by using the grouping method.



As writers we will:

- Compose sentences orally to ensure they make sense.
- Make sure we use capital letters, finger spaces and full stops consistently.
- Join sentences using connectives including and, but and so.

As scientists we will:

- Ask simple scientific questions.
- Use simple equipment to make scientific observations.
- Suggest what have found out using our observations.



As historians we will:

- Sequence events in chronological order.
- Describe similarities and differences.
- Identify different ways to represent the past.
- Learn about the significant lives of people from the past.

As geographers we will:

- Learn about our local area.
- Practise our mapping skills.
- Look at physical and man-made features.



As designers we will:

- Plan and design our own product.
- Make a product using the correct materials.
- Test and evaluate our completed product.



As artists we will:

- Develop a wide range of art techniques in using colour, pattern, texture and shape.
- Investigate a range of Art medium.
- Learn about the work of a range of artists and designers and their similarities and differences.



As musicians we will:

- Listen to and appraise a piece of music.
- Begin to recognise the features of folk music.
- Explore different styles of music.

In PE we will:

- Learn how to catch and throw a ball accurately.
- Begin to take part in collaborative team games.
- Explore how to move and control a ball in different ways.

In computing we will:

- Explore how to be safe online.
- Practise logging on and navigating independently.
- Begin adding pictures and texts to my work online.

In Spanish we will:

- Practise counting 1-10.
- Recall colour names.
- Say 'hello' and 'goodbye'.



In RE we will:

- Consider the purpose of prayer.
- Look at the meaning of the lord's prayer.
- Understand why Jesus prayed and suggest why others might pray.

