



Please complete each activity to support your learning at home;

## Nursery Home Learning Handa's Surprise



### Handa's Surprise

This week children have been focusing on Handa's Surprise as part of our Harvest and Black History month celebrations.




Watch this link to listen to the story being read;

[https://www.youtube.com/watch?v=XyIV\\_xYi0as](https://www.youtube.com/watch?v=XyIV_xYi0as)

Talk to your grown-up about the story...

Questions to think about;

- Do you have a favourite part of the story?
- What is your favourite fruit?
- What happened to Handa's fruit?
- Which fruit do you think Akeyo will like best?



Exploring Different Fruits

Provide some real fruits mentioned from the story.

Can you talk about the different fruits? What do they taste and smell like? Discuss the textures, tastes, smells and colours.



Which fruit did you like best?


### Our Friends in Nursery...

Handa had a special friend. His name was Akeyo.

Who is your friend at Nursery?  
What do you like about them?

Can you draw a picture of you and your friend?

Tell your grown up about your picture.



### Animal Sounds

There were lots of animals in Handa's Surprise. Can you remember the names of them?

Play 'What's Behind the Door' game -

<https://www.phonicsbloom.com/uk/game/whats-behind-the-door?phase=1#>

Listen to these sounds carefully. Discuss what animal is behind the door. Make the noise together. Click on the door to reveal which animal was making the noise.

Can you think of any other animal sounds? Which animal makes that sound?

### African Animals

Look carefully at the different animals from the story. Look closely at their different colours and marks. Can you draw/paint a picture of them?





Each day in Nursery we begin the session by joining in with the 'Wake up, Shake up' dance to get our bodies active and ready for learning.

Try this at home and teach your grown-ups the moves...

<https://www.youtube.com/watch?v=lgUbdNbu6ak>

### Listening walk



This week in Nursery we have been on a listening walk in our outdoor environment. We all remembered how to be a good listener by staying quiet and having our ears and eyes ready.

Show your grown-ups how well you listen at home.  
What different sounds can you hear?  
You can try this both inside and out.

You could even make your own 'ear' headband to wear as you go on your listening walk. Please find below a template to support you with this;

<https://www.letters-and-sounds.com/resources/plears.pdf>

### Nursery Rhymes

We enjoy singing lots of different Nursery rhymes at Nursery.

Our Nursery rhyme this week is;

1, 2, 3, 4, 5 - once I caught a fish alive.



[https://www.youtube.com/watch?v=LNmEFt8cQ\\_U](https://www.youtube.com/watch?v=LNmEFt8cQ_U)

Can you sing along with your grown up?

Practice counting to 5 and then up to 10. You could count your toys, your stairs or your steps as you walk.

We have been practicing writing our names in Nursery.

Practise writing your name each day.

Try using different media and materials - Use your finger to write your name in sand, flour and glitter.

We love reading and sharing stories.

When looking at books talk to your grown-ups about the pictures. What is happening in the story?

What is your favourite story at home?



We would love for you to share your child's learning from home with us via our Nursery email address;  
[ph.nurseryhomelearning@perryhallmat.co.uk](mailto:ph.nurseryhomelearning@perryhallmat.co.uk)