


Perry Hall News!

Year 3

Thursday 25th June



A Place to Grow



Welcome to our sixth year group newsletter– the weeks are flying by!

We continue to hope your new routine, whether that involves your child attending school or continuing to work from home, is going well and that you are all remaining safe and well! It has been wonderful speaking to parents and children on our fortnightly calls. Please do contact us if there is anything we can do to support you in any way.

With Children's Art Week coming up the theme of this newsletter is Art through The Natural World. **We are hoping to showcase some of your wonderful art work on our school website so please email us your children's creations, with your permission to upload them on to our virtual Art Gallery.** Please stay safe - Miss Kohli

Children's Art Week 2020



Children's Art Week is a UK-wide programme run by Engage, the National Association for Gallery Education.

Over the past months, the COVID-19 pandemic has highlighted how essential creativity and the visual arts are for learning, connecting and wellbeing. Engaging in the visual arts is more important than ever.

These year's 2020 themes are...

- Week 1 (from 29 June): The Natural World
- Week 2 (from 6 July): Connecting across generations
- Week 3 (from 13 July): Literacy and creative writing

There are activities and workshops for children of all ages to encourage everyone to #GetKidsCreating. All events and activities are free to take part in and use simple materials that can be found around the house. Details of all Children's Art Week events will be added to the website <https://engage.org/happenings/childrens-art-week/>, so keep checking to see what they have on offer!

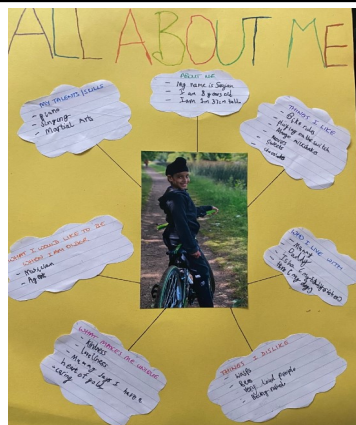
Within this newsletter, your child's teacher has also set a series of creative tasks relating to week one's theme, The Natural Word.

We can't wait to see your creations– please email them in to your year group email addresses.






Navkaran A, 3LT, has really enjoyed making his African instrument. He said, 'This was fun to make.' Well done!



Saajan D, 3SW, has created an amazing poster all about himself. He has even included some of our prior learning by using headings and sub-headings.
Great work Saajan!



Elizabeth J, 3SW, has been busy making her Ocean scene. She worked together with her sister to make this bright and colourful project.
Well done!

Message from your Year Group Staff

Hi year 3, we hope you're all well.

We have really enjoyed seeing all the work you have been sending in. It has been fantastic to see how much effort you have put in. Some of you have been working with your siblings and family, which is great to see.

We have children's art week as our theme this time- we cannot wait to see all the wonderful creations you make.

Keep up the great work year 3!

The Natural World- Art Task



Can you try make either people or animals out of natural materials.

You could make your family and/or pets. You can choose what you make. We look forward to seeing your creations.

Let your imagination run wild!



The Natural World- Art Task

Can you create a picture using natural materials. You can use anything you find outside. This could be leaves, acorns, grass or flowers. You could make any picture, house, face or even an outside scene.



TT ROCK STARS

You all have been doing so well with your Times Tables Rockstars.

This week, try to see how many you can get right, trying not to make any mistakes.



Cerys G, 3LT, has had great fun painting under water scenes with her sister. Super work girls!

You have all enjoyed getting creative.



Rudra S, 3LT, has created a fantastic African mask. He has worked so hard, taking care with all the details.



Science - Update from Mrs Holdcroft

Thank you again to everyone who sent in their findings from our last newsletter's enquiry question. This week we have another challenge for you! Again, this is differentiated for younger children (KS1) and older children (KS2), allowing siblings to work together on the same activity. Keep emailing in your findings - we love seeing your results!

Science: Skill Focus - Recording

Question	
 <p>Which type of paper is the most absorbent?</p>	
<ol style="list-style-type: none"> Get 3 different types of paper eg. Writing paper, loo roll, kitchen roll. Place a sheet of paper resting over a cup. Drop water onto the paper using a pencil as a dropper. Count how many drops before water appears in the cup. 	
<div> <div>Question</div> <div>Predict</div> <div>Observe</div> <div>Record</div> <div>Analyse</div> <div>Report</div> </div>	
Younger Children	Older Children
<p>Record the properties of each paper. Eg. Rough, smooth, thick, bumpy.</p> <p>Record your prediction of the number of drops.</p> <p>Record your results and observation of what happened.</p>	<p>Write a report showing your scientific process. Include your predictions, a step by step method, equipment, observations, results and analysis of your results. Eg. Was your prediction correct? Why did you observe what you occurred? How could you change or improve the experiment?</p>
Challenge	About this type of Science
<p>Plastic can have lots of different properties: however, this can make it difficult to recycle. Investigate the plastic in your house to find out what type of plastic it is. Then research how (or if) each of the 7 types of plastic can be recycled.</p> <p>https://www.recyclenow.com/recycling-knowledge/how-is-it-recycled/plastics</p>	<p><i>Materials have lots of different properties. Understanding these properties is important to be able to use materials effectively.</i></p> <p><i>Charles Macintosh invented the waterproof jacket by exploring properties to make a comfortable and waterproof material.</i></p> <p><i>John Dunlop invented the air-filled rubber car tyre to make driving a more comfortable ride.</i></p>



Erin B, 3SW, has continued to entertain everyone with her singing, putting smiles on people's faces. It is a great year 3 quality, to make people happy. Everyone in year 3 can do this. Between singing, dancing, telling jokes or funny stories, you have made all the year group smile. Well done Erin, keep up the good work.

E-Safety

During the school closure, we know that children have a greater exposure to the online world. It is really important that they keep themselves safe. Children and parents can take part in a range of activities at:

<https://www.thinkuknow.co.uk/>

If you have any concerns regarding your child's safety online, and you believe they are being targeted, you can report this through CEOP- the online police.

<https://www.ceop.police.uk/safety-centre/>

Purple Mash

Continue to look out for the tasks continually being assigned to your children for them to access via Purple Mash. Access to Purple Mash can be gained by visiting <https://www.purplemash.com/sch/perryhall>.

Any problems with logins or passwords then please contact us.



Japman S, 3LT, has been busy again creating an African mask. Another mask that has been made using bright colours and great detail. Fantastic work Japman!

All of year 3 have really enjoyed this topic and it has been great to see all the creations and written work. You have all worked so hard on everything you have completed. We are super proud. Well done!



Don't forget to send in your photos and any work you want to share, check or get marked.

Make sure you email your Year group on ...

ph.y3homelearning@perryhallmat.co.uk

Colman Avenue, Wolverhampton, WV11 3RT. Telephone number: 01902558538

School website: www.perryhall.co.uk

Email address: perryhallprimaryschool@wolverhampton.gov.uk

Executive Headteacher: Miss R Kohli