


Perry Hall News!

Nursery

Thursday 25th June



A Place to Grow



Welcome to our sixth year group newsletter– the weeks are flying by! We continue to hope your new routine, whether that involves your child attending school or continuing to work from home, is going well and that you are all remaining safe and well! It has been wonderful speaking to parents and children on our fortnightly calls. Please do contact us if there is anything we can do to support you in any way.

With Children's Art Week coming up the theme of this newsletter is Art through The Natural World. We are hoping to showcase some of your wonderful art work on our school website so please email us your children's creations, with your permission to upload them on to our virtual Art Gallery. Please stay safe - Miss Kohli

Children's Art Week 2020



Children's Art Week is a UK-wide programme run by Engage, the National Association for Gallery Education.

Over the past months, the COVID-19 pandemic has highlighted how essential creativity and the visual arts are for learning, connecting and wellbeing. Engaging in the visual arts is more important than ever.

These year's 2020 themes are...

- Week 1 (from 29 June): The Natural World
- Week 2 (from 6 July): Connecting across generations
- Week 3 (from 13 July): Literacy and creative writing

There are activities and workshops for children of all ages to encourage everyone to #GetKidsCreating. All events and activities are free to take part in and use simple materials that can be found around the house. Details of all Children's Art Week events will be added to the website <https://engage.org/happenings/childrens-art-week/>, so keep checking to see what they have on offer!

Within this newsletter, your child's teacher has also set a series of creative tasks relating to week one's theme, The Natural Word.

We can't wait to see your creations– please email them in to your year group email addresses.



Science- Update from Mrs Holdcroft

Thank you again to everyone who sent in their findings from our last newsletter's enquiry question. This week we have another challenge for you! Again, this is differentiated for younger children (EYFS and KS1) and older children (KS2), allowing siblings to work together on the same activity. Keep emailing in your findings - we love seeing your results!

Science: Skill Focus - Recording

Question



Which type of paper is the most absorbent?

1. Get 3 different types of paper eg. Writing paper, loo roll, kitchen roll.
2. Place a sheet of paper resting over a cup.
3. Drop water onto the paper using a pencil as a dropper.
4. Count how many drops before water appears in the cup.



Question Predict Observe Record Analyse Report

Which paper do you think is the strongest? Which will have the most drops of water before it breaks? Can you create a table with a grown up to show your results?

Andy Goldsworthy is a British sculptor, photographer and environmentalist. He uses natural materials to make sculptures in sites in and around the UK. Sometimes they last for a long time, other times they last only days.

Can you make some natural sculptures like Andy Goldsworthy?



You could use: leaves, bark, sticks, mud, flowers, stones, feathers, sand, light, reflections and shadows. He often makes spirals, circles, swirls and arches.

Archie has been a busy bee!

Archie loves his train track, he has drawn pictures of his trains. He has painted been building and learning the alphabet!



Sovaia loves to read!



E-Safety

During the school closure, we know that children have a greater exposure to the online world. It is really important that they keep themselves safe. Children and parents can take part in a range of activities at:

<https://www.thinkuknow.co.uk/>

If you have any concerns regarding your child's safety online, and you believe they are being targeted, you can report this through CEOP- the online police.

<https://www.ceop.police.uk/safety-centre/>

Reception Transition Information

Many of our Nursery children will be starting Reception at Perry Hall in September.

You will find out transition information over the coming weeks.



Shamsher celebrated his birthday in June

Happy Birthday to all the Nursery children who celebrate their birthdays in July.

Eva Phoebe Mikail Sovaia Willow

Kylan Roman Killian Ella



KEEP IN TOUCH!

Don't forget to send in your photos and any work you want to share, check or get marked.

Make sure you email your Year group on ...

ph.eyfshomelearning@perryhallmat.co.uk

Colman Avenue, Wolverhampton, WV11 3RT. Telephone number: 01902558538


School website: www.perryhall.co.uk

Email address: perryhallprimaryschool@wolverhampton.gov.uk

Executive Headteacher: Miss R Kohli

World Ocean Day –Home Learning

It has been lovely to see so many of you have been enjoying the 'Under the Sea' home learning grid. Thank you for sharing your photo's



Nature capture frame.

Create your frame using a piece of cardboard. Ask an adult to help you to cut a shape out of the cardboard.

Take your frame with you when you go for a walk and see what images you can capture.

Don't forget to take a photo and email it to us.

ph.eyfshomelearning@perryhallmat.co.uk



An important message from William

William visited the hospital for his "squeazy arm check".

William wants his friends to know that if they have to go to the hospital they shouldn't be scared because all the doctors and nurses are nice, even with their masks on.



Nursery Parents

For those children in Nursery who have requested to return school on Monday 29th June, we can't wait to see you! Please ensure that you have read all of the information that has been emailed out to you and ensure that you have returned your home school agreement to secure a place for your child in school. Without doing this, your child will not be able to return to school on Monday.

Sebastian gets a 'lockdown cut'



Nishaan mixes some potions with his brother Nirvair

The Natural World—Self-portrait

Gather some natural materials, paper and pen. Can you use the natural materials to create a picture of yourself?

You could create a family portrait using natural materials.

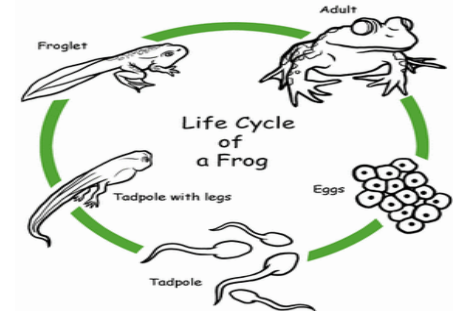


Message from Nursery staff.


Thank you children and parents for all the lovely emails we receive. It's wonderful to see the fun learning you are doing at home. We have all been to school this week, our classroom is not the same without you all. We all miss you and your grown-ups very much. Hopefully we will be able to see you all again in school soon.

Big hugs

Mrs Phillips, Miss Wild, Miss Silk,
Miss Parkinson, Mrs Saunders
and Mrs Ballinger xxxxxx



Jack discovered a froglet in his garden.



It was very small!
This is the froglet on a spade. Jack has also been caring for his sunflower.