


# Perry Hall News!

## Year 2

Thursday 11th June



A Place to Grow



**Welcome to our fifth year group newsletter.  
We hope you are all safe and well!**

Within this newsletter, we will be celebrating World Oceans Day. We can't wait to see your outcomes of work from the tasks set for you to enjoy.

For those children in **Year 1 and Year 6** who are planning to re-join us in school on Monday 15th June, we can't wait to see you! Please ensure that you have read all of the information that has been emailed out to you and ensure that you have returned your home school agreement to secure a place for your child in school. Without doing this, your child will not be able to return to school.

Harleen D has been completing some fantastic work on our Africa topic. Look at that elephant!



### Message from your Year Group Staff

To all of our wonderful year 2 children, we hope you are all well, safe and happy. We are all missing you lots and cannot wait to see you all again. We hope you are continuing to be superstars at home with your families like we know you are. It had been wonderful to hear from so many of you through our year group email and during our calls to you all, it really does brighten our day when we hear from you so please make sure you all get in touch if you haven't already done so. Keep smiling and working hard.

Lots of love from, All the Year 2 Team

xXx

## Science- Update from Mrs Holdcroft

Thank you again to everyone who sent in their answer to our last newsletter's enquiry question. This week we have another new challenge for you! Again, this is differentiated for younger children (KS1) and older children (KS2), allowing siblings to work together on the same activity. Keep sending in your findings - we love seeing your outcomes of work!

### Science: Skill Focus - Fair Test

#### Question



Which material makes the strongest boat?

Carry out a fair test to find out which material makes the strongest boat. You could use paper, card, tin foil, or any other material you find. Fold material to create a boat - it doesn't have to look like a boat! Carefully place your boat in a large bowl of water or sink. How many coins / legos / marbles can you put in your boat before it sinks? Repeat with a different material.



Question Predict Observe Record Analyse Report

Younger Children	Older Children
Draw your boats and write how many objects you could fit in each boat before it sank.	Create a report of your experiment. What was your hypothesis? Record your results in a table. Analyse your results - Why do you think the boats sank/floated? How could you improve your boats? Was it a fair test?
Challenge	About this type of Science
Take part in the Great Science Share on Tuesday 16th June. <a href="https://www.greatscienceshare.org/getinvolved2020#greatscienceshare">https://www.greatscienceshare.org/getinvolved2020#greatscienceshare</a> Share your science or watch others carry out experiments online. Along with opportunities to ask real scientists questions.	<i>Depending on the amount of water displaced (push out the way) by the boat, will depend on how heavy the boat can be. This is how there can be huge shipping containers that are longer than 4 football fields!</i>  <i>Marine Engineers design and build things that work in water. That could include boats, submarines or making electricity using hydroelectric dams.</i>

## E-Safety

During the school closure, we know that children have a greater exposure to the online world. It is really important that they keep themselves safe. Children and parents can take part in a range of activities at:

<https://www.thinkuknow.co.uk/>

If you have any concerns regarding your child's safety online, and you believe they are being targeted, you can report this through CEOP- the online police.

<https://www.ceop.police.uk/safety-centre/>

## Purple Mash

Continue to look out for the tasks continually being assigned to your children for them to access via Purple Mash. Access to Purple Mash can be gained by visiting <https://www.purplemash.com/sch/perryhall>.

Any problems with logins or passwords then please contact us.



Thomas R getting some fresh air outside and look at the lovely rainbow and flag they have drawn with chalk! How lovely Thomas!




**KEEP IN TOUCH!**

Don't forget to send in your photos and any work you want to share, check or get marked.  
Make sure you email your Year group on ...

[ph.y?homelearning@perryhallmat.co.uk](mailto:ph.y?homelearning@perryhallmat.co.uk)

Colman Avenue, Wolverhampton, WV11 3RT. Telephone number: 01902558538


School website: [www.perryhall.co.uk](http://www.perryhall.co.uk)

Email address: [perryhallprimaryschool@wolverhampton.gov.uk](mailto:perryhallprimaryschool@wolverhampton.gov.uk)

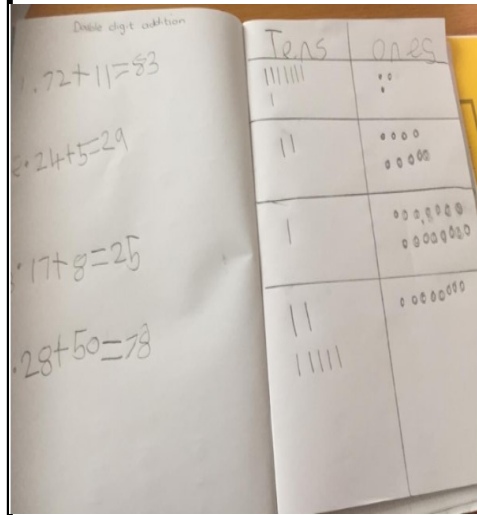
Executive Headteacher: Miss R Kohli



Charlie has been working on his writing tasks from Hamilton trust. Well done Charlie!



Isabelle M has been doing some super maths working on double digit addition. Well done Isabelle!



### World Ocean Day– 8th June 2020

Earlier this week it was World Ocean Day. On World Oceans Day, people around the World celebrate and honour the ocean, which connects us all. The aim of this day is for people to work together to start creating a better future and protect our oceans.

This year's theme is 'Innovation for a Sustainable Ocean'.

Please share the linked PowerPoint with your child by clicking on the 'World Oceans Day' photo below. Then consider the questions on the last page of the PowerPoint:

**World Oceans Day**  
Theme: Prevent plastic pollution and encourage solutions for a healthy ocean.

### What Can We Do?

- How can you reduce your use of plastic or recycle what you do use?
- How could you use less energy to help reduce global warming?

Think about how you can do this at home and in school.

### World Oceans Day Task.

Our Theme this year is 'Innovation for a Sustainable Oceans'.


Can you create a poster suggesting 5 ways in which you can help protect our Oceans and the sea creatures that live in them.



George has been working on his science projects he won at the science fair. For some of his home learning. Excellent work George!



Gabriella R has completed some of the Maths and English work from her home learning pack. Super job Gabriella!



### TT ROCK STARS Challenges.

CONGRATULATIONS to the Boys in 2BK and 2SB! You have beaten the Girls in both classes.

SB Boys	93	0	SB Girls
BK Boys	972	73	BK Girls

Our current battle is Teacher verses Year 2. Come on Year2! Let's see who will win this battle.

Teachers	752	2,106	Year 2
----------	-----	-------	--------