


# Perry Hall News!

## Reception

Thursday 11th June



A Place to Grow



**Welcome to our fifth year group newsletter.**

**We hope you are all safe and well!**

Within this newsletter, we will be celebrating World Oceans Day. We can't wait to see your outcomes of work from the tasks set for you to enjoy.

For those children in **Year 1 and Year 6** who are planning to re-join us in school on Monday 15th June, we can't wait to see you! Please ensure that you have read all of the information that has been emailed out to you and ensure that you have returned your home school agreement to secure a place for your child in school. Without doing this, your child will not be able to return to school.



Hollie made a fantastic rainbow fish.

"I am a good friend because I share when I play and want you to be happy." Hollie.

### Message from your Year Group Staff

Hi everyone,

We hope you enjoyed the half term break and we hope you had lots of fun in your gardens. It has been lovely to speak with lots of you on the phone. You sound so grown up. We're enjoying seeing all the work you are completing at home. Please keep working hard. We miss you all and look forward to seeing you when it is safe to return to school.

Love from Mrs Russell, Mrs Williams, Miss Scott, Miss Stanyer and Mrs Corbett.

### Science- Update from Mrs Holdcroft

Thank you again to everyone who sent in their answer to our last newsletter's enquiry question. This week we have another new challenge for you! Keep sending in your findings- we love seeing your outcomes of work!

## Science: Skill Focus - Fair Test

### Question



## Which material makes the strongest boat?

Carry out a fair test to find out which material makes the strongest boat.  
You could use paper, card, tin foil, or any other material you find.  
Fold material to create a boat - it doesn't have to look like a boat!  
Carefully place your boat in a large bowl of water or sink.  
How many coins / legos / marbles can you put in your boat before it sinks?  
Repeat with a different material.



Question Predict Observe Record Analyse Report

Draw your boats and how many items you could place in it before it sank.

Have fun!

Mrs Holdcroft.

### E-Safety

During the school closure, we know that children have a greater exposure to the online world. It is really important that they keep themselves safe. Children and parents can take part in a range of activities at:

<https://www.thinkuknow.co.uk/>

If you have any concerns regarding your child's safety online, and you believe they are being targeted, you can report this through CEOP- the online police.

<https://www.ceop.police.uk/safety-centre/>


### Purple Mash

Continue to look out for the tasks continually being assigned to your children for them to access via Purple Mash. Access to Purple Mash can be gained by visiting <https://www.purplemash.com/sch/perryhall>.

Any problems with logins or passwords then please contact us.



Tegan enjoyed a Summer walk.



"the green box is a cuboid"

"the bricks on this house are a cuboid"

"this plank is a cuboid"

Jenson went on a shape hunt.



Don't forget to send in your photos and any work you want to share, check or get marked.

Make sure you email your Year group on ...

[ph.y?homelearning@perryhallmat.co.uk](mailto:ph.y?homelearning@perryhallmat.co.uk)

Colman Avenue, Wolverhampton, WV11 3RT. Telephone number: 01902558538

School website: [www.perryhall.co.uk](http://www.perryhall.co.uk)

Email address: [perryhallprimaryschool@wolverhampton.gov.uk](mailto:perryhallprimaryschool@wolverhampton.gov.uk)

Executive Headteacher: Miss R Kohli

### Ocean in an



### World Oceans Day Task

Create an under water scene using resources from around the home.

Stones

Leaves

Grasses

Dried pulses

Pasta



### Sing and Dance!

Learn the song "Old McDonald had an ocean."

Add music and movement to the song.

Email us your performance video.

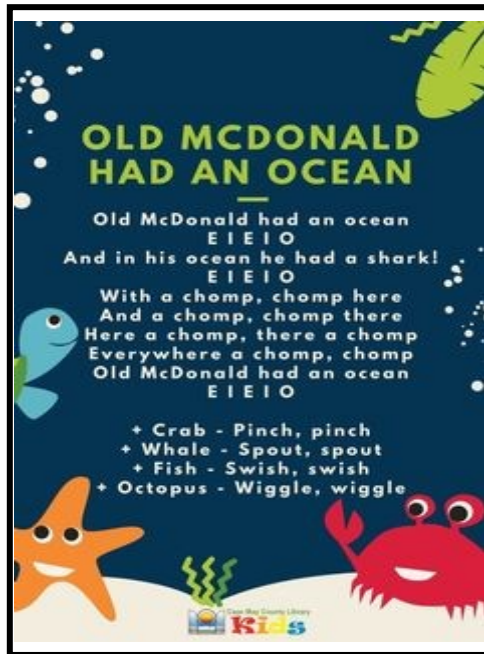
### Animal movement ideas:

Slither like a sea snail

Scuttle like a crab.

Wave like a sea anemone.

Leap like a dolphin.




### World Ocean Day- 8th June 2020

Earlier this week it was World Ocean Day. On World Oceans Day, people around the World celebrate and honour the ocean, which connects us all. The aim of this day is for people to work together to start creating a better future and protect our oceans.

This year's theme is 'Innovation for a Sustainable Ocean'- looking at how we can recycle and help to keep our oceans clean.

Use the video link below to explore the sights and sounds under the sea and to hear a story about a little fish called Colin on his first day at school. <https://www.bbc.co.uk/teach/school-radio/listen-and-play-under-the-sea/zm6xwtj>

Click on each of the book covers to the right, 'The Rainbow Fish' and 'Smiley Shark', to listen to these fun 'Under the Sea' themed stories.



After engaging with these, discuss with your child the role that recycling can have in helping to keep our oceans clean.





Zak built his own rocket! He followed the instructions from the home learning pack.



Zak also practised being a snake.

Anik has been doing some activity sheets where he had to cut and glue the answer on the page.



Ekam made a beautiful rainbow fish.

"I am a good friend because I share my toys."

Ekam



Jasleen drew a beautiful rainbow.