


Perry Hall News!

Nursery

Thursday 11th June



A Place to Grow



Welcome to our fifth year group newsletter.

We hope you are all safe and well!

Within this newsletter, we will be celebrating World Oceans Day. We can't wait to see your outcomes of work from the tasks set for you to enjoy.

For those children in **Year 1 and Year 6** who are planning to re-join us in school on Monday 15th June, we can't wait to see you! Please ensure that you have read all of the information that has been emailed out to you and ensure that you have returned your home school agreement to secure a place for your child in school. Without doing this, your child will not be able to return to school.



Alfie celebrated his 4th birthday!




Alfie made some binoculars to help him search for zoo animals in his garden

Message from Nursery Staff

Hello children and families,
We hope you are all well. We miss you lots! Thank you for sending us messages and photos on our class email. It's lovely to see all of the activities and experiences you are having at home.

Please keep a look out on the school website for our next home learning grid. You will find lots of activities linked to World Oceans Day.

Stay safe and keep in touch. xx



Science- Update from Mrs Holdcroft

Thank you again to everyone who sent in their answer to our last newsletter's enquiry question. This week we have another new challenge for you! Keep sending in your findings- we love seeing your outcomes of work!

Science: Skill Focus - Fair Test

Question



Which material makes the strongest boat?

Carry out a fair test to find out which material makes the strongest boat. You could use paper, card, tin foil, or any other material you find. Fold material to create a boat - it doesn't have to look like a boat! Carefully place your boat in a large bowl of water or sink. How many coins / legos / marbles can you put in your boat before it sinks? Repeat with a different material.



Question Predict Observe Record Analyse Report

Draw your boats and how many items you could place in it before it sank.

Have fun!

Mrs Holdcroft.

World Oceans Day Task

Create your own Rainbow Fish using recycled materials from around your home.



E-Safety

During the school closure, we know that children have a greater exposure to the online world. It is really important that they keep themselves safe. Children and parents can take part in a range of activities at:

<https://www.thinkuknow.co.uk/>

If you have any concerns regarding your child's safety online, and you believe they are being targeted, you can report this through CEOP- the online police.

<https://www.ceop.police.uk/safety-centre/>

Purple Mash

Continue to look out for the tasks continually being assigned to your children for them to access via Purple Mash. Access to Purple Mash can be gained by visiting <https://www.purplemash.com/sch/perryhall>.

Any problems with logins or passwords then please contact us.



Happy Birthday to all the Nursery children who celebrate their birthdays in June.

Matthew

Alfie


Seren

Shamsher

Elsie

Willow has been really interested in the SpaceX rocket launch.

She watched the launch and created her own rocket.



Don't forget to send in your photos and any work you want to share, check or get marked.

Make sure you email your Year group on ...

ph.EYFShomelearning@perryhallmat.co.uk

Colman Avenue, Wolverhampton, WV11 3RT. Telephone number: 01902558538

School website: www.perryhall.co.uk

Email address: perryhallprimarieschool@wolverhampton.gov.uk

Executive Headteacher: Miss R Kohli




Jude cools down in the stream on a hot and sunny day!



Jude found animals that begin with the /f/ sound. Here he found a frog hidden in the in the ice.

Noah has had lots of fun in the sun with his family.




World Ocean Day– 8th June 2020

Earlier this week it was World Ocean Day. On World Oceans Day, people around the World celebrate and honour the ocean, which connects us all. The aim of this day is for people to work together to start creating a better future and protect our oceans.

This year's theme is 'Innovation for a Sustainable Ocean'- looking at how we can recycle and help to keep our oceans clean.

Use the video link below to explore the sights and sounds under the sea and to hear a story about a little fish called Colin on his first day at school. <https://www.bbc.co.uk/teach/school-radio/listen-and-play-under-the-sea/zm6xwty>



Click on each of the book covers to the right, 'The Rainbow Fish' and 'Smiley Shark', to listen to these fun 'Under the Sea' themed stories.

After engaging with these, discuss with your child the role that recycling can have in helping to keep our oceans clean.

Learn a song about the sea.

The Waves in the Sea

(sung to the tune of The Wheels on the Bus)

The waves in the sea go,
Up and down, *(make a rolling wave by moving one hand up and down)*
Up and down,
Up and down,
The waves in the sea go,
Up and down,
All day long.

The sharks in the sea go,
Snap, snap, snap... *(hold two hands together, joined at the wrist, to form a mouth, snap open and shut)*

The fish in the sea go,
Swish, swish, swish... *(swim hands around as fish)*

The crabs in the sea go
Click, click, click... *(click fingers)*



Bear Hunt



Elsie has created a Bear Hunt story map using natural materials that she found.



Bear Hunt



Simran has created a Bear Hunt story map using materials from around her home .She also created a cave with help from her brother Veeran.

