

Please complete each activity to support your learning at home.

Nursery Home Learning World Ocean Day 8th June 2020



Join in with the 'Under the water Limbo!'

Have fun exercising like your favourite ocean animals. Dive like Lyn the dolphin, wriggle like Bruce the octopus and snap like Mark the shark

<https://www.youtube.com/watch?v=GgQulbBKyEQ>




This Home Learning grid encourages you to join in with activities based upon two stories which are based in the Ocean.

Commotion in the Ocean.

<https://www.youtube.com/watch?v=9pRhgz8Jffs>

Somebody Swallowed Stanley.

<https://www.youtube.com/watch?v=uf4b4no8ric>



Share these stories with your family.




Create your own ocean using recycled materials

Use pictures and materials found around your home to create your very own ocean in a shoe box cereal box. Here are some examples. . .



Commotion in the Ocean



In this story we are introduced to lots of creatures that live in, or near to the ocean.

Crab, Turtle, Dolphin, Angel Fish, Jelly Fish, Shark, Sword Fish, Octopus, Sting Ray, Lobster, Blue Whale, Barnacles, Walrus, Penguins, Polar Bear.

Choose one to find out more information about. You could use books or the internet.

Draw pictures and ask a grown up to write some facts that you have learnt about your chosen creature, or ask a grown up to video you talking about it instead.

Floating and Sinking experiment

Have a look around your home for some objects to test. Can you guess two objects that float on top of water and two objects that sink under the water?




Ask a grown up to help you test if your guesses are right.









Somebody Swallowed Stanley



Poor Stanley is a plastic bag who ended up in the ocean. Other creatures thought he was a jelly fish and tried to eat him. This could have been dangerous and could have hurt lots of animals that live in the ocean.

Can you make a jelly fish out of recycled materials?



 <p>In the story Commotion in the Ocean, there are lots of words that rhyme (they have the same end sound).</p> <p>Look/book why/spy land/sand batch/hatch.</p> <p>What other words in the story did you notice that rhyme?</p> <p>Can you think of any other words that rhyme?</p> <p>To give you some ideas, think about words that rhyme with sea/fish/shell?</p>	<p>Experience life in the ocean.</p> <p>Watch this short under the ocean clip together.</p> <p>https://www.youtube.com/watch?v=hXtrly95V80</p>  <p>Use this clip as a talking point. . .</p> <p>Think about the different creatures you see. Look at the different shapes and sizes of the different animals.</p> 	<p>Find out what happens to your rubbish. . . Some materials can be recycled. What do you recycle at home?</p>   <p>Can you help sort your recycling at home?</p>  <p>See how many different materials you can recycle. Here are a few ideas. . .</p>   <p>As you sort the different material what shapes do you notice?</p>
<p>Reception readiness</p>	<p>Reception readiness</p>	<p>Reception readiness</p>
<p>Practise writing your child's name.</p> <p>Write it with a capital letter at the beginning and then lower case afterwards, such as Jessica rather than JESSICA or jessica. If they don't want to write their name, don't force it as we don't want them to be put off writing right at the beginning! If they are confident to write their first name, begin to practise your family surname too.</p>	<p>Encourage independence.</p> <p>When your child starts school they will have lunch at school which may be a school dinner or a packed lunch that they bring from home. Your child will be supported at lunchtime but to help your child not to be overwhelmed it would help if you could practise using a knife and fork, or opening packets of food.</p> <p>Get your child to practise getting changed by themselves, they may need buttons etc. but always encourage them to try first before rushing in to help.</p>	<p>Number recognition.</p> <p>Practice recognising numbers 0-10 and then to 20. You could do this by going on a number hunt around your home or the environment around where you live. What numbers can they find?</p> <p>Once they recognise some numbers, start to match the number to quantities/groups of objects. They could even try writing numbers too.</p>

We all miss you and your families very much. We hope you enjoy trying out some of the home learning challenges above. Please keep sharing your home learning with us. We really appreciate you sending in your photo's, videos, children's work and keeping in touch comments.

ph.eyfshomelearning@perryhallmat.co.uk