


E-Safety

During the school closure, we know that children have a greater exposure to the online world. It is really important that they keep themselves safe. Children and parents can take part in a range of activities at:


<https://www.thinkuknow.co.uk/>

If you have any concerns, regarding your child's safety online, and you believe they are being targeted, you can report this through CEOP, the online police.

<https://www.ceop.police.uk/safety-centre/>



Harkeeret has been very creative and had a go at creating a recipe for a weird and wonderful cake. It looks amazing!



He also carried out a science experiment!

Purple Mash

Continue to look out for the tasks continually being assigned to your children for them to access via Purple Mash. Access to Purple Mash can be gained by visiting <https://www.purplemash.com/sch/perryhall>.

Any problems with logins or passwords then please contact us.



Don't forget to send in your photos and any work you want to share, check or get marked. Make sure you email your Year group on ...

Ph.y2homelearning@perryhallmat.co.uk

Colman Avenue, Wolverhampton, WV11 3RT. Telephone number: 01902558538

School website: www.perryhall.co.uk


Email address: perryhallprimaryschool@wolverhampton.gov.uk

Executive Headteacher: Miss R Kohli

Perry Hall News!

Year 2

Wednesday 6th May



A Place to Grow



Hope you are all safe and well !

As you will already know—Friday 8th May is VE day. To commemorate this

important time, we have dedicated our third year group newsletter to finding out more about VE day and to celebrate its 75th anniversary. We have also included lots of your photos in this newsletter—thank you to all that have been sending them in—keep on sending them!

Please stay safe and get in touch via email or phone if you require any support. Miss Kohli



The key worker children at school have been busy decorating Miss Kohli's office window!

The staff have created a fun video sending you all a message. To view it please visit the school website or click on the link below:

[Video Link](#)



Veeran has been very creative while he has been at home!



Time for you to show your fantastic artistic skills by entering our competition. How well can you draw/paint the picture above of Captain Tom Moore? The Year 2 team will choose a winner from each class! Send a picture of your drawing to the Year 2 email address.

Science- Update from Mrs Holdcroft

Thank you to everyone who sent in their answer to our last newsletter's enquiry question. This week we have a new challenge for you! Again, this is differentiated for younger children (KS1) and older children (KS2), allowing siblings to work together on the same activity.

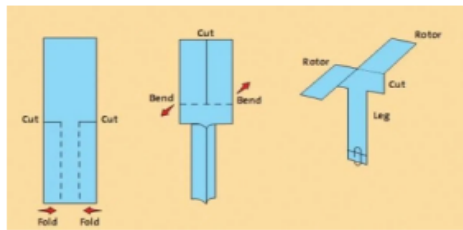
Question



How can you change a paper spinner to make it accurately hit a target.

Carry out a fair test to explore what makes the spinner fall most accurately. Make a paper spinner and drop it from a height above the target. Does it land in the centre every time? Make sure to only change one thing at a time so that you can say what improved the spinner. . Eg. The height dropped, number of wings, number of paperclips, size of paper, type of spinner.

1. Cut an A4 piece of paper into 3 equal rectangles
2. Cut and fold rectangle as shown below: Fold along dotted lines, cut solid lines
3. Attach a small amount of mass to the bottom of your spinner eg. paper clip or blue-tac
4. Draw a target zone on another piece of paper or place a target on the floor.
5. Drop the spinner above the target and watch where it falls.



Question

Predict

Observe

Record

Analyse

Report

Younger Children

Create a poster that explains what you found out. Can you include in your poster: your equipment, what was easy and hard to carry out, your result.

Older Children

Write a report of your investigation showing your question, hypothesis, method, results. When analysing your results, was your hypothesis correct? How could you have improved the investigation? What other investigations could you carry out?

Challenge

Imagine you are trying to advertise the spinner. Create a leaflet on how to make the best spinner making sure you use the evidence you have recorded to support your claim that it is the best type of spinner.

About this type of Scientific Enquiry

A fair test is when scientists look at all the different things (variables) that could affect the result. Then only change one of them to see if it affects the outcome. By only changing one variable, scientists are able to confidently say that that caused the result. Eg. If they changed the number of wings and the mass of the spinner they would not know if it was the mass or the number of wings that changed their result. Fair testing is used to develop new medicines.

Please send in your findings - we'll be celebrating them in our newsletters. This week's Science activity is an enquiry focussed on **fair testing**.

Miss you all—
Mrs Holdcroft

Party Games.


Put a spin on tradition party games with these fun ideas.

Air raid statues—like musical statues but instead of playing music, use air raid sounds instead. You can find these sounds on YouTube.

Pass the parcel—have the parcel wrapped in newspaper for an authentic take. Have a go at playing tin can alley or marbles.

Can you create your own message with Morse Code?

A ---	K ---	U ---	0 ---
B	L	V	1
C -.-.-	M ---	W ---	2
D ...	N -	X -.-.-	3
E .	O -.-.-	Y -.-.-	4
F	P	Z -.-.-	5
G -.-.-	Q -.-.-		6
H	R ...		7
I ..	S ...		8
J -.-.-	T -		9



Freddie has been very busy at home and has carried out a Science experiment! He had some very interesting results.

Hello children and families,

We hope that you are all well and staying safe at home. We have absolutely loved receiving all of your emails and finding out what you have been up to, it looks like you have been having lots of fun and learning at the same time. We are so proud of you all . Keep smiling!

From all of the Year 2 staff. xx

Jenson has been very creative and has designed his own dog and then had a go at making his dog. He decided to call the dog Max and has put him in a kennel in his garden. What a great idea!



Hi everyone,

It continues to feel strange not having the Perry Hall family all together, but we are thankful that we can communicate through class emails and phone messages. Your photos of the wonderful activities you are doing at home really help us all. Be good to your parents/carers as they are trying really hard to teach you new things. I can not wait to see you all back, but in the meantime, stay safe and look after each other.

Mrs Russell



Ruby has been having lots of fun at home baking with her family. They look delicious!

Fancy Dress Theme!

We know how creative Year 2 are so why not dress up in your best WW2 outfits. Think about what clothes you already have and pull together a unique outfit. You could dress up in a military uniform, knight, medics, evacuees or even your Sunday best! Don't forget about the hairstyles during this period of time.

Dear Year 2,

I have been thrilled to see the work some of you have sent in and all your amazing pictures. We all miss you terribly—school is far too quiet without you.

Love, Mrs. Powell x

TTROCK STARS

Well done 2BK! You have won the TTRS class vs class tournament. With Gurjodh scoring an amazing 1546 points.

SB **1,104** **2,321** BK

The next tournament will be Boys vs Girls.

Hi everyone,

I have been looking at all of the fantastic photos you have been emailing in. They have put a big smile on my face. I miss you all and cannot wait to see you all again soon. In the meantime, stay safe look and after yourselves .

Mrs Heer



VE DAY

75TH ANNIVERSARY

On Friday 8th May, our country (as well as countries all across Europe) will come together to commemorate VE Day's 75th anniversary.

VE Day stands for Victory In Europe Day and although it was not the end of the Second World War, it was the end of fighting in Europe. In 1945, this was a day of celebration, with street parties and celebrations lasting for days! As it's the 75th anniversary, we would like you to take part in this celebration too and across this newsletter you will find activities to help you do so.


One way you could celebrate is by holding your own 'Stay At Home Street Party' by decorating your home in red, white and blue or bunting, wearing those colours and having your own picnic in the garden or in your home. Please send in any photos of your celebrations for us to share!



VE Day 75th Anniversary Celebrations

STAY AT HOME STREET PARTY!

Friday 8th May 2020



Charlie has been having lots of fun at home with his family and bumped into Superman on his walk!

Why not make a VE Day Wreath to go on your front door? All you need is an egg box and a paper plate or something you can make a circle out of, red, green and black paint and some glue!

