

### E-Safety

During the school closure, we know that children have a greater exposure to the online world. It is really important that they keep themselves safe. Children and parents can take part in a range of activities at:

<https://www.thinkuknow.co.uk/>

If you have any concerns regarding your child's safety online, and you believe they are being targeted, you can report this through CEOP- the online police.

<https://www.ceop.police.uk/safety-centre/>

### **Purple Mash**

Continue to look out for the tasks continually being assigned to your children for them to access via Purple Mash.



Access to Purple Mash can be gained by visiting <https://www.purplemash.com/sch/perryhall>.

Any problems with logins or passwords then please contact us.

Lucy has been using this time at home to explore the countryside around her. She has also been baking honeycomb with her sister which looks delicious.



Leah has been enjoying the fresh air; camping in the garden, feeding the horses and going for walks.



Don't forget to send in your photos and any work you want to share, check or get marked. Make sure you email your Year group on ...

[ph.y6homelearning@perryhallmat.co.uk](mailto:ph.y6homelearning@perryhallmat.co.uk)

Colman Avenue, Wolverhampton, WV11 3RT. Telephone number: 01902558538

School website: [www.perryhall.co.uk](http://www.perryhall.co.uk)

Email address: [perryhallprimaryschool@wolverhampton.gov.uk](mailto:perryhallprimaryschool@wolverhampton.gov.uk)

Executive Headteacher: Miss R Kohli

# Perry Hall News!

## Year 6

Wednesday 6th May



A Place to Grow



### Hope you are all safe and well!

As you will already know, Friday 8th May is VE day. To commemorate this important time, we have dedicated our third year group newsletter to finding out more about VE day and to celebrate its 75th anniversary. We have also, again, included lots of your photos in this newsletter- thank you to all that have been sending them in- keep them coming in to your year group email addresses! Please stay safe and get in touch via email or phone if you require any support. Miss Kohli



The key worker children at school have been busy decorating Miss Kohli's office window!



*This week we have received Harriet's very own newsletter detailing what she has been getting up to during lockdown. Can you have a go at making your own newsletter? We'd love to see them!*

The staff have created a fun video sending you all a message. To view it please visit the school website or click on the play button to the right.



### Message from the Phase Leader

Hello KS2. I hope you are all safe and healthy. I am looking forward to this strange time passing and our Perry Hall community starting to come back together at some point. In the meantime, enjoy learning new things and enjoying the company of your family. Remember- be kind to each other, remain hopeful, take care and stay safe.

*Be proud of your resilience and your ability to adapt to these extreme circumstances. Mrs Gibbins.*



**Science- Update from Mrs Holdcroft**

Thank you to everyone who sent in their answer to our last newsletter's enquiry question. This week we have a new challenge for you! Again, this is differentiated for younger children (KS1) and older children (KS2), allowing siblings to work together on the same activity.

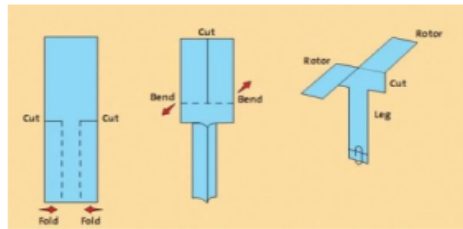
**Question**



**How can you change a paper spinner to make it accurately hit a target.**

Carry out a fair test to explore what makes the spinner fall most accurately. Make a paper spinner and drop it from a height above the target. Does it land in the centre every time? Make sure to only change one thing at a time so that you can say what improved the spinner. . Eg. The height dropped, number of wings, number of paperclips, size of paper, type of spinner.

1. Cut an A4 piece of paper into 3 equal rectangles
2. Cut and fold rectangle as shown below: Fold along dotted lines, cut solid lines
3. Attach a small amount of mass to the bottom of your spinner eg. paper clip or blue-tac
4. Draw a target zone on another piece of paper or place a target on the floor.
5. Drop the spinner above the target and watch where it falls.





Question Predict Observe Record Analyse Report

Younger Children	Older Children
Create a poster that explains what you found out. Can you include in your poster: your equipment, what was easy and hard to carry out, your result.	Write a report of your investigation showing your question, hypothesis, method, results. When analysing your results, was your hypothesis correct? How could you have improved the investigation? What other investigations could you carry out?
Challenge	About this type of Scientific Enquiry
Imagine you are trying to advertise the spinner. Create a leaflet on how to make the best spinner making sure you use the evidence you have recorded to support your claim that it is the best type of spinner.	<i>A fair test is when scientists look at all the different things (variables) that could affect the result. Then only change one of them to see if it affects the outcome. By only changing one variable, scientists are able to confidently say that that caused the result. Eg. If they changed the number of wings and the mass of the spinner they would not know if it was the mass or the number of wings that changed their result. Fair testing is used to develop new medicines.</i>

Please send in your findings - we will be celebrating them in our newsletters. This week's Science activity is an enquiry focussed on **fair testing**. Miss you all- Mrs Holdcroft.

**VE Day Activities**

Can you crack this morse code? Use the morse code alphabet to translate the secret messages and create your own. Click on the star to take you to this task. 



You could also have a go at making your own lollipop stick Spitfire planes. They are easy to do and fun to decorate! <https://youtu.be/b5kFGiVNO2U>

Phoebe was very busy over the Easter holidays making 25 uniform bags that she then distributed to the brilliant NHS workers in her area. Great work Phoebe!



Hi Year 6! We hope you are all staying safe and well. It has been lovely to speak to lots of you on the phone and via email. We love hearing what you have been getting up to and seeing the pictures of your brilliant work!

The Year 6 Team have been busy trying to keep fit—except for Mrs Holdcroft who has an excuse! Our aim is to be able to run 5k without stopping for a rest. Mrs Holdcroft has been busy gardening, baking and eating. Keep in touch and stay safe!

Rosie has been baking cakes and rhubarb & apple crumble. We look forward to seeing you on The Great British Bake Off!



**Message from Mrs Russell**

Hi everyone.

It continues to feel strange not having the Perry Hall family all together, but we are thankful that we can communicate through class emails and phone messages. Your photos of the wonderful activities you are doing at home really help us all. Be good to your parents/ carers as they are trying really hard to teach you new things. I can not wait to see you all back, but in the meantime, stay safe and look after each other.



Stephan has been busy writing and editing his own short story over the past few weeks. He has titled this story 'Lonely'. Here are the first few paragraphs:

### Lonely

I woke with a start, my breath visible in the cold air. Slowly I put my foot out of bed, feeling the icy chill of snow under my foot.

My thoughts were racing, I fell asleep in my room all tucked up in my nice warm bed and now I find myself in a strange and unknown place. Where am I? A forest, my garden?

Wherever I am, I know I need to get home. I survey the icy landscape around me to find no signs of life, not one, not a sound to be heard. Not a bird in the sky, no rustling in the trees or brush. I was alone, in a desolate, empty arctic abyss. What should I do? Stay here in my bed wrapped tight in my duvet or should I maybe go to find help?

*Well done Stephan!*

### VE Day activity.



Take a look at the war time recipe booklet and create your own delicious treats for your stay-at-home street party. Click on the image to view the recipe booklet.

Trench Stew



**1,033** **1,269**

Well done to the Year 6 girls who have won the 'Boys vs Girls' times tables tournament. Shout out to Sachkeerat who was the only boy who played and achieved 1,033 points!

### Message from the Mrs Heer

Hi everyone,  
I have been looking at all of the fantastic photos you have been emailing in. They have put a big smile on my face. I miss you all and cannot wait to see you all again soon. In the meantime, stay safe look and after yourselves.  
*Mrs Heer.*



# VE DAY

## 75TH ANNIVERSARY

On Friday 8th May our country (as well as countries all across Europe) will come together to commemorate VE Day's 75th anniversary.

VE Day stands for Victory In Europe Day and although it was not the end of the Second World War, it was the end of fighting in Europe. In 1945 this was a day of celebration, with street parties and celebrations lasting for days! As it's the 75th anniversary we would like you to take part in this celebration too and across this newsletter you will find activities to help you do so.

One way you could celebrate is by holding your own 'Stay At Home Street Party' by decorating your home in red, white and blue or bunting, wearing those colours and having your own picnic in the garden or in your home. Please send in any photos of your celebrations for us to share!



**VE DAY**  
75TH ANNIVERSARY  
A SHARED MOMENT OF CELEBRATION  
8 - 10 MAY 2020



VE Day 75th Anniversary Celebrations

# STAY AT HOME STREET PARTY!

Friday 8th May 2020

### VE Day Activity

Imagine you are taking part in the VE day celebrations in 1945 and you need to plan your very own street party. You will need to think about; what food you would eat, who you would invite, how you would prepare and what decorations you would use. Click on the photo for a link to your party planning activity.



Bella was thrilled last week when she received a video call from English football coach and former professional goalkeeper Christopher Kirkland! He gave her some fantastic tips on how to be a good goalkeeper.

