

### E-Safety

During the school closure, we know that children have a greater exposure to the online world. It is really important that they keep themselves safe. Children and parents can take part in a range of activities at:

<https://www.thinkuknow.co.uk/>

If you have any concerns regarding your child's safety online, and you believe they are being targeted, you can report this through CEOP- the online police.

<https://www.ceop.police.uk/safety-centre/>

### Purple Mash

Continue to look out for the tasks continually being assigned to your children for them to access via Purple Mash. Access to Purple Mash can be gained by visiting <https://www.purplemash.com/sch/perryhall>.

Any problems with logins or passwords then please contact us.



Alice has been super busy.


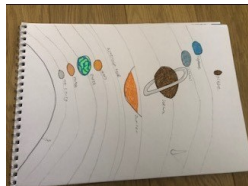
Not only has she been helping to decorate Mum and Dad's bedroom, but she has been making sure that she has completed all her tasks on Purple Mash, as well as designing the 'Amazing Planet Smile'.

I love the sound of Planet Smile. I like the fact that people are always happy there.

We'll have to ask Miss Kohli if we can go there, on a school trip.



Jobe is enjoying our Space topic. He has researched the solar system online and has drawn his own solar system along with designing his very own planet, with some very strange little creatures. He has also made paper airplanes and flew them from the bedroom windows.



Don't forget to send in your photos and any work you want to share, check or get marked.  
Make sure you email your Year group on ...

[ph.y5homelearning@perryhallmat.co.uk](mailto:ph.y5homelearning@perryhallmat.co.uk)

Colman Avenue, Wolverhampton, WV11 3RT. Telephone number: 01902558538

School website: [www.perryhall.co.uk](http://www.perryhall.co.uk)

Email address: [perryhallprimaryschool@wolverhampton.gov.uk](mailto:perryhallprimaryschool@wolverhampton.gov.uk)

Executive Headteacher: Miss R Kohli

## Perry Hall News!

### Year 5

Wednesday 6th May



A Place to Grow



### Hope you are all safe and well!

As you will already know, Friday 8th May is VE day. To commemorate this important time, we have dedicated our third year group newsletter to finding out more about VE day and to celebrate its 75th anniversary. We have also, again, included lots of your photos in this newsletter- thank you to all that have been sending them in- keep them coming in to your year group email addresses! Please stay safe and get in touch via email or phone if you require any support. Miss Kohli



The key worker children at school have been busy decorating Miss Kohli's office window!

Doesn't it look fantastic?



The staff have created a fun video sending you all a message. To view it please visit the school website or click on the play button to the right.



### Message from the Phase Leader

Hello KS2. I hope you are all safe and healthy. I am looking forward to this strange time passing and our Perry Hall community starting to come back together at some point. In the meantime, enjoy learning new things and enjoying the company of your family. Remember- be kind to each other, remain hopeful, take care and stay safe.

*Be proud of your resilience and your ability to adapt to these extreme circumstances. Mrs Gibbins.*

## Science- Update from Mrs Holdcroft

Thank you to everyone who sent in their answer to our last newsletter's enquiry question. This week we have a new challenge for you! Again, this is differentiated for younger children (KS1) and older children (KS2), allowing siblings to work together on the same activity.

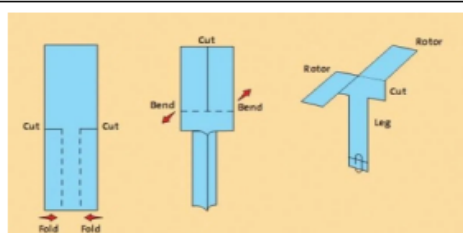
### Question



How can you change a paper spinner to make it accurately hit a target.

Carry out a fair test to explore what makes the spinner fall most accurately. Make a paper spinner and drop it from a height above the target. Does it land in the centre every time? Make sure to only change one thing at a time so that you can say what improved the spinner. . Eg. The height dropped, number of wings, number of paperclips, size of paper, type of spinner.

1. Cut an A4 piece of paper into 3 equal rectangles
2. Cut and fold rectangle as shown below: Fold along dotted lines, cut solid lines
3. Attach a small amount of mass to the bottom of your spinner eg. paper clip or blue-tac
4. Draw a target zone on another piece of paper or place a target on the floor.
5. Drop the spinner above the target and watch where it falls.



Question

Predict

Observe

Record

Analyse

Report

Younger Children	Older Children
Create a poster that explains what you found out. Can you include in your poster: your equipment, what was easy and hard to carry out, your result.	Write a report of your investigation showing your question, hypothesis, method, results. When analysing your results, was your hypothesis correct? How could you have improved the investigation? What other investigations could you carry out?
Challenge	About this type of Scientific Enquiry
Imagine you are trying to advertise the spinner. Create a leaflet on how to make the best spinner making sure you use the evidence you have recorded to support your claim that it is the best type of spinner.	<i>A fair test is when scientists look at all the different things (variables) that could affect the result. Then only change one of them to see if it affects the outcome. By only changing one variable, scientists are able to confidently say that that caused the result. Eg. If they changed the number of wings and the mass of the spinner they would not know if it was the mass or the number of wings that changed their result. Fair testing is used to develop new medicines.</i>

Please send in your findings - we will be celebrating them in our newsletters. This week's Science activity is an enquiry focussed on **fair testing**.

Miss you all—  
Mrs Holdcroft.

### VE Day Activity- Wartime Recipe

Rationing throughout World War 2 forced people to cook with limited ingredients. Milk, cheese and eggs were in short supply. This encouraged a lot of eggless recipes such as eggless cake. Why not have a go at the recipe below.



### Eggless Chocolate Cake

#### Ingredients


3oz margarine or fat  
7oz plain flour  
1 tsp baking powder  
1/2 tsp salt  
1 1/2oz cocoa  
3oz sugar  
1/4 pint warm milk and water  
1 tsp bicarbonate of soda  
1 tbsl vinegar  
1/2 tsp vanilla essence

#### Method

1. Rub the margarine or fat into the flour, salt and baking powder.
2. Add together the mixture, cocoa, sugar, milk and water. Mix it altogether.
3. Dissolve the soda in the vinegar to add into the cake mixture, with the essence.
4. Mix everything together and place it into a greased tin to bake.
5. Bake for 1 1/2 hours.
6. Serve and enjoy!



Kyle has been working hard at writing some of his very own fantastic poetry.



### A Life Without Dreams

A life without dreams,  
Is a diamond without sparkles,  
A tree without a trunk,  
And a man who's lost his marbles.

A life without dreams,  
Is a fence without a gate,  
A clown without a nose,  
And a meal without a plate.


*Well done Kyle!*

Hi guys, hope you are all well, keeping safe and working hard. It is lovely to see that more of you have been sending in all your hard work via emails for us to look at, keep it up!

As you know, VE day is coming up so we are looking forward to seeing your completed tasks we have set to commemorate this, especially the cake (if only you could bring it in for us to taste)! Anyway till we meet again, don't know where, don't know when, but I know we'll meet again some sunny day...

Take care and stay safe, Year 5 staff.

Jake has been really missing all of his friends and teachers. With this in mind, he has taken the time to consider what he is grateful for. What a lovely idea.



He has also been super busy learning some new skills in the kitchen. Yum!




### Message from Mrs Russell

Hi everyone.

It continues to feel strange not having the Perry Hall family all together, but we are thankful that we can communicate through class emails and phone messages. Your photos of the wonderful activities you are doing at home really help us all. Be good to your parents/carers as they are trying really hard to teach you new things. I can not wait to see you all back, but in the meantime, stay safe and look after each other.

Laurie has designed a stunning poster for our NHS heroes, which is now on display at The Gem Centre. Each of the thumb prints has an individual design and represents our front line workers. Well done Laurie!



### VE Day Activity- Make your own bunting

Create VE day bunting to display in your window. Fold a piece of card or paper in half across the middle. From each corner of the fold draw two lines to meet in the middle of the bottom of the paper. This should form a triangle. Decorate your bunting, then hang from your window on Bank Holiday Weekend!

Click on the image to the right for a step by step guide.



It looks like 5SD Maths is leading the way on Times Tables Rock Stars

5NH Maths	<b>552</b>	<b>14,750</b>	5SD Maths
5RK Maths	<b>7,687</b>	<b>14,750</b>	5SD Maths
5NH Maths	<b>552</b>	<b>7,687</b>	5RK Maths

Come on guys... the battle is still on.  
You can make a difference!

### Message from the Mrs Heer

Hi everyone,  
I have been looking at all of the fantastic photos you have been emailing in. They have put a big smile on my face. I miss you all and cannot wait to see you all again soon. In the meantime, stay safe look and after yourselves.  
*Mrs Heer.*

# VE DAY

## 75TH ANNIVERSARY

On Friday 8th May our country (as well as countries all across Europe) will come together to commemorate VE Day's 75th anniversary.

VE Day stands for Victory In Europe Day and although it was not the end of the Second World War, it was the end of fighting in Europe. In 1945 this was a day of celebration, with street parties and celebrations lasting for days! As it's the 75th anniversary we would like you to take part in this celebration too and across this newsletter you will find activities to help you do so.

One way you could celebrate is by holding your own 'Stay At Home Street Party' by decorating your home in red, white and blue or bunting, wearing those colours and having your own picnic in the garden or in your home. Please send in any photos of your celebrations for us to share!



VE Day 75th Anniversary Celebrations

# STAY AT HOME STREET PARTY!

Friday 8th May 2020

### VE Day Activity- Build your own Spitfire

Spitfires played a crucial part in the second world war. Can you build a model of a spitfire using junk modelling around the house? Don't forget to streamline your shape.



Jasleen has been keeping herself fit and healthy by creating her very own PE lessons in her garden.

Something tells me we have the next Joe Wicks on our hands!

Are you worried yet, Mr Boneham?

Keep it up  
Jasleen!

