

E-Safety

During the school closure, we know that children have a greater exposure to the online world. It is really important that they keep themselves safe. Children and parents can take part in a range of activities at:

<https://www.thinkuknow.co.uk/>

If you have any concerns regarding your child's safety online, and you believe they are being targeted, you can report this through CEOP- the online police.

<https://www.ceop.police.uk/safety-centre/>

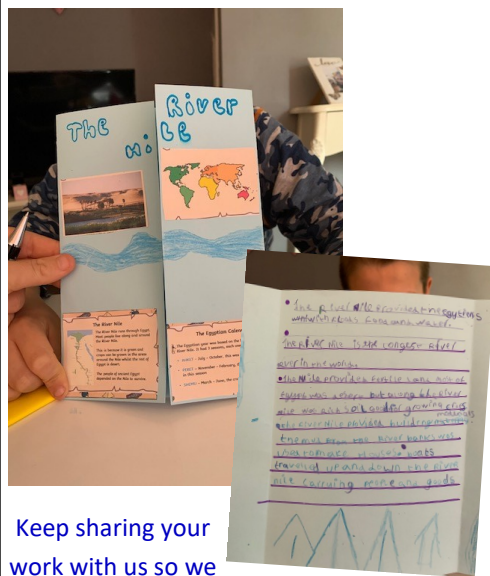
Purple Mash

Continue to look out for the tasks continually being assigned to your children for them to access via Purple Mash. Access to Purple Mash can be gained by visiting <https://www.purplemash.com/sch/perryhall>.



Any problems with logins or passwords then please contact us.

Harrison M has been working exceptionally hard. We were particularly impressed with this colourful leaflet which contains lots of interesting facts about the River Nile.



Keep sharing your work with us so we celebrate your achievements and suggest next steps if you wish.

We love Rhiannon T's Egyptian mummy- although we think it looks scary realistic!
Well done!



KEEP IN TOUCH!

Don't forget to send in your photos and any work you want to share, check or get marked. Make sure you email your Year group on ...

ph.y4homelearning@perryhallmat.co.uk

Colman Avenue, Wolverhampton, WV11 3RT. Telephone number: 01902558538

School website: www.perryhall.co.uk

Email address: perryhallprimaryschool@wolverhampton.gov.uk

Executive Headteacher: Miss R Kohli

Perry Hall News!

Year 4

Wednesday 6th May



A Place to Grow



Hope you are all safe and well!

As you will already know, Friday 8th May is VE day. To commemorate this important time, we have dedicated our third year group newsletter to finding out more about VE day and to celebrate its 75th anniversary. We have also, again, included lots of your photos in this newsletter- thank you to all that have been sending them in- keep them coming in to your year group email addresses! Please stay safe and get in touch via email or phone if you require any support. Miss Kohli



The key worker children at school have been busy decorating Miss Kohli's office window!



Here is a picture of Harrison M's very impressive mummy!



The staff have created a fun video sending you all a message. To view it please visit the school website or click on the play button to the right.



Message from the Phase Leader

Hello KS2. I hope you are all safe and healthy. I am looking forward to this strange time passing and our Perry Hall community starting to come back together at some point. In the meantime, enjoy learning new things and enjoying the company of your family. Remember- be kind to each other, remain hopeful, take care and stay safe.

Be proud of your resilience and your ability to adapt to these extreme circumstances. Mrs Gibbins.



Science- Update from Mrs Holdcroft

Thank you to everyone who sent in their answer to our last newsletter's enquiry question. This week we have a new challenge for you! Again, this is differentiated for younger children (KS1) and older children (KS2), allowing siblings to work together on the same activity.

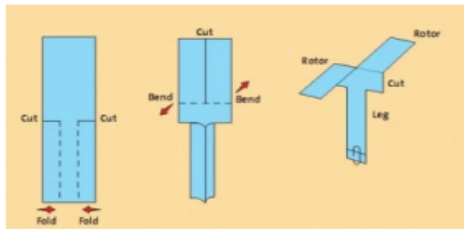
Question



How can you change a paper spinner to make it accurately hit a target.

Carry out a fair test to explore what makes the spinner fall most accurately. Make a paper spinner and drop it from a height above the target. Does it land in the centre every time? Make sure to only change one thing at a time so that you can say what improved the spinner. . Eg. The height dropped, number of wings, number of paperclips, size of paper, type of spinner.

1. Cut an A4 piece of paper into 3 equal rectangles
2. Cut and fold rectangle as shown below: Fold along dotted lines, cut solid lines
3. Attach a small amount of mass to the bottom of your spinner eg. paper clip or blue-tac
4. Draw a target zone on another piece of paper or place a target on the floor.
5. Drop the spinner above the target and watch where it falls.



Question Predict Observe Record Analyse Report

Younger Children	Older Children
Create a poster that explains what you found out. Can you include in your poster: your equipment, what was easy and hard to carry out, your result.	Write a report of your investigation showing your question, hypothesis, method, results. When analysing your results, was your hypothesis correct? How could you have improved the investigation? What other investigations could you carry out?
Challenge	About this type of Scientific Enquiry
Imagine you are trying to advertise the spinner. Create a leaflet on how to make the best spinner making sure you use the evidence you have recorded to support your claim that it is the best type of spinner.	<i>A fair test is when scientists look at all the different things (variables) that could affect the result. Then only change one of them to see if it affects the outcome. By only changing one variable, scientists are able to confidently say that that caused the result. Eg. If they changed the number of wings and the mass of the spinner they would not know if it was the mass or the number of wings that changed their result. Fair testing is used to develop new medicines.</i>

Please send in your findings - we will be celebrating them in our newsletters. This week's Science activity is an enquiry focussed on **fair testing**. Miss you all- Mrs Holdcroft.

VE Day Activity

Create your own medal for British soldiers who served in the Second World War that is just as symbolic and creative.

Try to include:

- The years of the war
- The colours of allies
- A symbol to signify the war and the soldier's sacrifice and victory
- Annotations to explain your choices

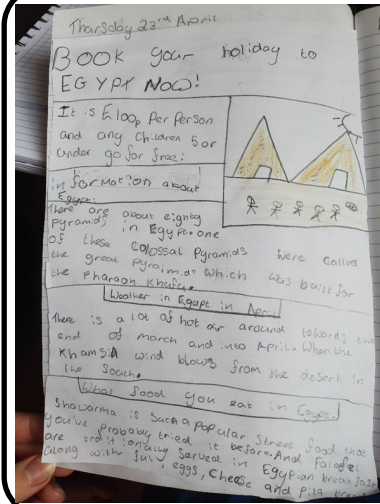


	A	vulture		L	lion		W	chick.
	B	leg		M	owl		X	cloth
	C	cup		N	water		Y	feathers
	D	hand		O	chick		Z	bolt
	E	feather		P	stool		CH	tether
	F	viper		Q	hill		KH	sieve
	G	pot		R	mouth		SH	basin
	H	wick		S	cloth		MAN	
	I	feather		T	loaf		WOMAN	
	J	cobra		U	chick		ANKH	
	K	cup		V	viper			

www.egyptabout.com
©Scott Peters

Hello all! We are missing you all and are really looking forward to seeing you again. We are so impressed with all of your hard work that has been sent in—it really is amazing and we are very proud of you all for applying yourselves in the way that you have. Please keep it up! You are tackling a very difficult scenario and are making it look easy, showing how much of a credit you are to yourselves, your families and our school.

We will see you all soon. Take care guys and stay safe. The Year 4 Staff :)



We thought Hailie M's advertisement for a holiday in Egypt was brilliant. She made Egypt sound very appealing.

Message from Mrs Russell

Hi everyone.

It continues to feel strange not having the Perry Hall family all together, but we are thankful that we can communicate through class emails and phone messages. Your photos of the wonderful activities you are doing at home really help us all. Be good to your parents/carers as they are trying really hard to teach you new things. I can not wait to see you all back, but in the meantime, stay safe and look after each other.

VE Day Activity

Have a go at making an eggless chocolate cake following a wartime recipe.

Eggless Chocolate Cake



Ingredients

- 3oz margarine or fat
- 7oz plain flour
- 1 tsp baking powder
- 1/2 tsp salt
- 1 1/2oz cocoa
- 3oz sugar
- 1/4 pint warm milk and water
- 1 tsp bicarbonate of soda
- 1 tbsl vinegar
- 1/2 tsp vanilla essence


Method

1. Rub the margarine or fat into the flour, salt and baking powder.
2. Add together the mixture, cocoa, sugar, milk and water. Mix it altogether.
3. Dissolve the soda in the vinegar to add into the cake mixture, with the essence.
4. Mix everything together and place it into a greased tin to bake.
5. Bake for 1 1/2 hours.
6. Serve and enjoy!

Rian B has created a fantastic message in hieroglyphs for his Year 4 peers. The Year 4 teachers had great fun trying to work out what it says.

Are any of you able to decipher the message too?

We have attached the symbols on the next page to help you.



Here are the current Times Tables Rock Stars Tournaments! 'Go Year 4!'

Year 4	15,238	1,270	Year 6
Year 4 Boys	7,584	5,936	Year 4 Girls
4CF	10,361	10,017	4SR
Year 4	20,378	18,968	Year 5
4CF Boys	7,020	2,479	4CF Girls

Message from the Mrs Heer

Hi everyone,

I have been looking at all of the fantastic photos you have been emailing in. They have put a big smile on my face. I miss you all and cannot wait to see you all again soon. In the meantime, stay safe look and after yourselves.

Mrs Heer.

VE Day Activity

Imagine you are a soldier on the front line during the Second World War. You have just found out that the war in Europe is over. Write a diary entry about the experience, and how you feel. Don't forget to send them in to us!



VE DAY

75TH ANNIVERSARY

On Friday 8th May our country (as well as countries all across Europe) will come together to commemorate VE Day's 75th anniversary.

VE Day stands for Victory In Europe Day and although it was not the end of the Second World War, it was the end of fighting in Europe. In 1945 this was a day of celebration, with street parties and celebrations lasting for days! As it's the 75th anniversary we would like you to take part in this celebration too and across this newsletter you will find activities to help you do so.

One way you could celebrate is by holding your own 'Stay At Home Street Party' by decorating your home in red, white and blue or bunting, wearing those colours and having your own picnic in the garden or in your home. Please send in any photos of your celebrations for us to share!



VE Day 75th Anniversary Celebrations

STAY AT HOME STREET PARTY!

Friday 8th May 2020

We were so pleased to hear that Reegan has been working diligently at home. We were equally glad to hear that Reegan has been having lots of fun too... Here's a fantastic photo of Reegan with a pizza he has made!