

E-Safety

During the school closure, we know that children have a greater exposure to the online world. It is really important that they keep themselves safe. Children and parents can take part in a range of activities at:

<https://www.thinkuknow.co.uk/>

If you have any concerns regarding your child's safety online, and you believe they are being targeted, you can report this through CEOP- the online police.

<https://www.ceop.police.uk/safety-centre/>

Purple Mash

Continue to look out for the tasks continually being assigned to your children for them to access via Purple Mash.



Access to Purple Mash can be gained by visiting <https://www.purplemash.com/sch/perryhall>.

Any problems with logins or passwords then please contact us.



Archie P 3LT has enjoyed making....

SLIME!

We are glad to see year 3's interests haven't changed much during lockdown!

Lots of you seem to have found hidden talents.

Well done, we cant wait to hear more about them.



Don't forget to send in your photos and any work you want to share, check or get marked.
Make sure you email your Year group on ...

ph.y3homelearning@perryhallmat.co.uk

Colman Avenue, Wolverhampton, WV11 3RT. Telephone number: 01902558538

School website: www.perryhall.co.uk

Email address: perryhallprimaryschool@wolverhampton.gov.uk

Executive Headteacher: Miss R Kohli

Perry Hall News!

Year 3

Wednesday 6th May



A Place to Grow



Hope you are all safe and well!

As you will already know, Friday 8th May is VE day. To commemorate this important time, we have dedicated our third year group newsletter to finding out more about VE day and to celebrate its 75th anniversary. We have also, again, included lots of your photos in this newsletter- thank you to all that have been sending them in- keep them coming in to your year group email addresses! Please stay safe and get in touch via email or phone if you require any support. Miss Kohli



The key worker children at school have been busy decorating Miss Kohli's office window!



Cerys G in 3LT has been working hard to create her name using a graffiti style.



The staff have created a fun video sending you all a message. To view it please visit the school web-site or click on the play button to the right.



Message from the Phase Leader

Hello KS2. I hope you are all safe and healthy. I am looking forward to this strange time passing and our Perry Hall community starting to come back together at some point. In the meantime, enjoy learning new things and enjoying the company of your family. Remember- be kind to each other, remain hopeful, take care and stay safe.

Be proud of your resilience and your ability to adapt to these extreme circumstances. Mrs Gibbins.

Science- Update from Mrs Holdcroft

Thank you to everyone who sent in their answer to our last newsletter's enquiry question. This week we have a new challenge for you! Again, this is differentiated for younger children (KS1) and older children (KS2), allowing siblings to work together on the same activity.

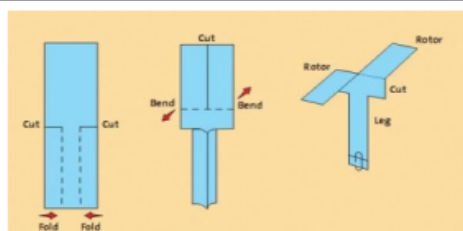
Question



How can you change a paper spinner to make it accurately hit a target.

Carry out a fair test to explore what makes the spinner fall most accurately. Make a paper spinner and drop it from a height above the target. Does it land in the centre every time? Make sure to only change one thing at a time so that you can say what improved the spinner. . Eg. The height dropped, number of wings, number of paperclips, size of paper, type of spinner.

1. Cut an A4 piece of paper into 3 equal rectangles
2. Cut and fold rectangle as shown below: Fold along dotted lines, cut solid lines
3. Attach a small amount of mass to the bottom of your spinner eg. paper clip or blue-tac
4. Draw a target zone on another piece of paper or place a target on the floor.
5. Drop the spinner above the target and watch where it falls.



Question

Predict

Observe

Record

Analyse

Report

Younger Children	Older Children
Create a poster that explains what you found out. Can you include in your poster: your equipment, what was easy and hard to carry out, your result.	Write a report of your investigation showing your question, hypothesis, method, results. When analysing your results, was your hypothesis correct? How could you have improved the investigation? What other investigations could you carry out?
Challenge	About this type of Scientific Enquiry
Imagine you are trying to advertise the spinner. Create a leaflet on how to make the best spinner making sure you use the evidence you have recorded to support your claim that it is the best type of spinner.	<i>A fair test is when scientists look at all the different things (variables) that could affect the result. Then only change one of them to see if it affects the outcome. By only changing one variable, scientists are able to confidently say that that caused the result. Eg. If they changed the number of wings and the mass of the spinner they would not know if it was the mass or the number of wings that changed their result. Fair testing is used to develop new medicines.</i>

Please send in your findings - we will be celebrating them in our newsletters. This week's Science activity is an enquiry focussed on **fair testing**.

Miss you all—
Mrs Holdcroft.



Flynn G 3SW has been doing some gardening! It has been great to see so many of you gardening— we have loved seeing all the vegetables you have been trying to grow such as carrots, beetroot and cress.

Year 3 staff have been keeping busy since we last sent a news letter. Mr Worton has been out and about on his bike now it has been fixed. Mrs Bellingham has been learning lots of year 5 skills with her daughter. Miss Taylor has been keeping busy running around after her children!

We are all missing school and hope you are keeping well. Continue to enjoy the time you have with your families.




Emily OG 3LT has been completing her school work with her sister.

It's nice to see you all working so hard and getting your family to help you.

Message from Mrs Russell

Hi everyone.

It continues to feel strange not having the Perry Hall family all together, but we are thankful that we can communicate through class emails and phone messages. Your photos of the wonderful activities you are doing at home really help us all. Be good to your parents/ carers as they are trying really hard to teach you new things. I can not wait to see you all back, but in the meantime, stay safe and look after each other.



We have loved seeing so many of you taking part in the wellbeing activities set in the last news letter.

The year 3 staff thought it would be lovely if you kept your wellbeing activities somewhere you can see them regularly to remind you how brilliant you are.

Continue with these activities to give yourself a boost and remember all the positive things in your life.

If you have completed any of the activities and have not sent them in please do so. We love seeing everything you are getting up to.

Ava E 3LT has been writing down all the things she loves about herself!

VE DAY 75TH ANNIVERSARY

8 May 2020



Celebrate VE day in style. We have found a pack we think you may enjoy. Included are some songs to learn, dance moves to practice, and even some recipes to try out!

We would love to see some pictures of what you have made or even some videos of you dressing up and having a party.

Click on the photo to the left to access the pack.

Message from the Mrs Heer

Hi everyone,

I have been looking at all of the fantastic photos you have been emailing in. They have put a big smile on my face. I miss you all and cannot wait to see you all again soon. In the meantime, stay safe look and after yourselves.

Mrs Heer.

It has been great to see so many of you using times tables rock stars to help with your skills.

Continue to work on these to improve your speed and accuracy while you are at home.

VE DAY 75TH ANNIVERSARY

On Friday 8th May our country (as well as countries all across Europe) will come together to commemorate VE Day's 75th anniversary.

VE Day stands for Victory In Europe Day and although it was not the end of the Second World War, it was the end of fighting in Europe. In 1945 this was a day of celebration, with street parties and celebrations lasting for days! As it's the 75th anniversary we would like you to take part in this celebration too and across this newsletter you will find activities to help you do so.

One way you could celebrate is by holding your own 'Stay At Home Street Party' by decorating your home in red, white and blue or bunting, wearing those colours and having your own picnic in the garden or in your home. Please send in any photos of your celebrations for us to share!



VE DAY
75TH ANNIVERSARY
A SHARED MOMENT OF CELEBRATION
8-10 MAY 2020

VE Day 75th Anniversary Celebrations


STAY AT HOME STREET PARTY!

Friday 8th May 2020

Different diets

Make a food diary for what you eat in a day. What different types of food do you eat? How could you group them? Do you have a pet? Make them a food diary or research the diet of another animal. How does their diet compare to yours?

Can you compare your daily diet to someone who would have been living on rations?



My Graffiti Name

Year 3 have been sending in lots of their graffiti work. We have loved seeing all of your fantastic ideas.

Tom P 3SW has also looked at writing his name in graffiti.