

E-Safety

During the school closure, we know that children have a greater exposure to the online world. It is really important that they keep themselves safe. Children and parents can take part in a range of activities at:

<https://www.thinkuknow.co.uk/>

If you have any concerns regarding your child's safety online, and you believe they are being targeted, you can report this through CEOP- the online police.

<https://www.ceop.police.uk/safety-centre/>

Purple Mash

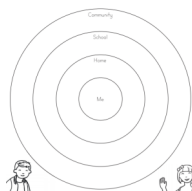
Continue to look out for the tasks continually being assigned to your children for them to access via Purple Mash. Access to Purple Mash can be gained by visiting <https://www.purplemash.com/sch/perryhall>.

Any problems with logins or passwords then please contact us.



Spreading Kindness Activity- #KindnessMatters

Kindness starts with you. How can you show kindness to people in each part of your life? Write down ideas in each circle. Use the activity sheet to recognise your children's commitment as they make the pledge to "Choose Kindness." Click the picture to access the activity sheet.



Don't forget to send in your photos and any work you want to share, check or get marked.

Make sure you email your Year group on ...

ph.y6homelearning@perryhallmat.co.uk

Colman Avenue, Wolverhampton, WV11 3RT. Telephone number: 01902558538

School website: www.perryhall.co.uk

Email address: perryhallprimaryschool@wolverhampton.gov.uk

Executive Headteacher: Miss R Kohli


Phoebe G and her family had loads of fun for VE day with a garden party. She has also been very busy painting and making some fantastic animal puppets out of recycled cardboard tubes.



Perry Hall News!

Year 6

Wednesday 20th May



A Place to Grow



Hope you are all safe and well!

This week's newsletter focuses on the power of kindness as part of **Mental Health Awareness Week 2020 -#KindnessMatters**. An act of kindness is something you do, towards yourself or others, which makes a positive difference. Kindness towards yourself gives you confidence and helps boost your self-esteem. Being kind to others also increases happiness and reduces the worry and stress around you. A great example demonstrating kindness towards others would be the amazing 100-year-old Captain Tom Moore who walked 100 laps in his garden to raise money for the NHS. How are you going to share your kindness? Make sure you let me know how you get on with kindness activities via your year group email! **Miss you all—Miss Kohli**

Mea N has been really busy over the past couple of weeks. She has washed the car, been doing some of her school work and made a beautiful 'Happy Thoughts' jar. Well done Mea!



Message from the Office Staff

Hi everyone. Just a short message to say how much we are missing all the children. It is not the same without all of your happy faces.

Take care and stay safe from,
Mrs Wootton, Mrs Cox and Mrs Hughes.

Message from the Lunchtime Supervisors

Hi Children,

We hope you are all well and have enjoyed your time at home. We dinner ladies have missed you all and can't wait until we get together soon. We are looking forward to hearing your stories of what you have been doing at home. With love from, Your Dinner Ladies.

Science- Update from Mrs Holdcroft

Thank you again to everyone who sent in their answer to our last newsletter's enquiry question. This week we have another new challenge for you! Again, this is differentiated for younger children (KS1) and older children (KS2), allowing siblings to work together on the same activity. Keep sending in your findings - we love seeing your outcomes of work!

Question



How does a shadow change over time?

Shadows change due to the Earth rotating on its axis. Attach a thin object to your window, eg a pen, ruler or opaque tape. Place a piece of white paper on the windowsill directly below the object. Make sure the object is in the centre of the page. A shadow should appear on your paper. Draw around the shadow and label it with the time. Check on the shadow every hour or half hour throughout the day, each time drawing and labelling the shadow.

Question Predict Observe Record Analyse Report

Younger Children	Older Children
Look at the shadows that you have drawn. When was the shadow longest? When was it shortest? Create a labeled drawing showing how you set up your experiment.	Use your observations to make a sundial. What distance is there between each hour? Is each hour the same distance apart? Would the clock be correct all year around? Would your clock work if it were used in a different country eg. Australia, South Africa, Algeria?

Challenge	About this type of Scientific Enquiry
Can you make a shadow puppet theatre?	<p><i>Observation over time enquires help us to identify and measure events and changes in the natural world as well as physical processes. This enquiry type requires using observation, reasoning and analysis skills.</i></p> <p><i>Jane Goodall used observation over time to research how chimpanzees behave.</i></p> <p><i>NASA carried out a 'Year in Space' experiment to find out the effect of gravity on humans.</i></p> <p><i>Since 1840 a bell has been ringing at Oxford University to test its battery duration.</i></p>

Spreading Kindness Activity–

#KindnessMatters

Have a go at writing your own Kindness Pledge. Try and think of a funky design, making them as bright and colourful as possible.



Nikki H has been using Pop Art techniques to do some drawing over the past couple of weeks. She has also managed to chat to her football team online!



Hi Year 6! We hope you are all well and keeping safe. Thank you to everyone who has emailed in to update us with activities they have been doing at home. Please continue to do this, as we love hearing from you all. The year 6 team have been busy in the garden this week. We have all been planting lots of different fruit and vegetables in our gardens including: apples, potatoes, courgettes, peas, spinach, rhubarb, tomatoes, lettuce and radishes! Mrs Holdcroft has even bought her own greenhouse!

Harriet G has sent across some fantastic work over the past two weeks. Harriet has written another newsletter, cracked some morse code and made a fantastic PowerPoint on Microorganisms and their uses:



Message from the Caretaker

Dear children,
We have been busy cleaning every nook and cranny of the school while you have been away.
It is very quiet in the school without you and we miss you all.
We are looking forward to you coming back to school and we hope to see you all soon.
Keep safe,
Mr. Evans and all the cleaners.

Activities: Mental Health Awareness Week 18-24th May 2020. #KindnessMatters

The theme for Mental Health Awareness Week 2020 is kindness. Therefore, we would like to set the children a challenge to create their own Kindness Calendar from Wednesday 20th May – Sunday 31st May, 2020. The calendar should detail an act of kindness for each day, allowing the children to focus on how they can be considerate at home and spread positivity to others. Click on the calendar photo below to take you to our calendar template. Alternatively, children can create their own calendars. Click on the 'Daily Kind Acts' below for some ideas if you are stuck! We would love to see the completed calendars, so please email them to your year group email addresses so we can celebrate the many ways that our children are promoting kindness throughout the rest of the month of May.

Kindness Calendar

Fill in the grid below with an individual act of kindness you can carry out. Focus on how you can be considerate at home and spread positivity to others. Don't forget to tick them off once you've completed them!

20th May	21st May	22nd May	23rd May
24th May	25th May	26th May	27th May
28th May	29th May	30th May	31st May

Daily Kind Acts

Tell someone how much you love them. ☐

Leave a happy note somewhere for someone to find. ☐

Give someone a hug to show how much you care. ☐

Make a get-well card for someone. ☐

Give someone a compliment. ☐

Help make dinner. ☐

Teach someone something new. ☐

Smile at everybody. ☐

Tidy your bedroom without being asked. ☐

Write a list of things you are grateful for. ☐

Feed the birds. ☐

Message from the Lollipop Man

Hi everyone,
Just to let you all know what I have been up to over the last 8 weeks of lockdown. Firstly, I have been gardening, planting spuds, beans, onions, carrots and radishes, also a lot of tomatoes in the greenhouse with my chillies and peppers. I have been doing some decorating, but mainly trying to keep busy. Most of all I have really missed you all and want to give you all a very big, fat hug to keep you safe and well. I hope all the teachers and staff have behaved over the lockdown, if not I want a hundred lines off all saying, "I must try harder!"
Keep safe guys, take care and look after each other. Luvs you all, Keith Lollipop. xxx



TT ROCK STARS

YEAR 6	YEAR 5
9,567	9,115
YEAR 6 BOYS	YEAR 6 GIRLS
1,960	7,757

Well done to Simran A who has been helping out her family in the garden! I'm sure the garden will turn out to be fantastic!



Hand Hygiene and Social Distancing

Whether your child is remaining at home or beginning to prepare for the school potentially reopening for them, understanding the importance of thorough hand washing and maintaining social distancing continues to remain of high importance. Below are some suggested video clips and activities which may help to raise your child's awareness of each of these topics.



Hand Washing

Video clip- <https://www.youtube.com/watch?v=NoxdS4eXy18>

Activity/experiment- <https://www.perryhall.co.uk/wp-content/uploads/2020/05/Washing-your-hands-why-soap-works-experiment.docx.pdf>




Social Distancing- Video clips

<https://www.youtube.com/watch?v=Ypm34dEGa2o>

<https://www.youtube.com/watch?v=FZrjuPXnu5l>

Please ensure you watch the video clips first to ensure you are happy with the content being shared with your children. They are both important topics to be discussed however you need to decide how this information is best shared with your child.

Chloe Y has been cooking up a storm and experimenting with bright colours in food. This all looks scrumptious! Well done Chloe!



Harpreet B made this beautiful rainbow and painted these egg holders. Well done Harpreet—they look fantastic!

