




Please complete each activity to support your learning.	Teriffic for Twos Home Learning	
<p>We go on lots of walks in our outside garden at school and we see lots of different bugs.</p> <p>Talk to your grown up about different types of bugs you have seen.</p> <p>Have a go at drawing some bugs with your grown up.</p>	<p>Read the Hungry Caterpillar with your grown up. Use this link: <a href="https://www.youtube.com/watch?v=eXHSqpo_Vv8">https://www.youtube.com/watch?v=eXHSqpo_Vv8</a></p> <p>Talk to your grown up about your favourite food.</p>	<p>We sing lots of different nursery rhymes in Twos, at the end of your sing some of your favourites with your grown up. See some examples below:</p> <p>Incy Wincy spider Humpty Dumpty Ba ba black sheep Twinkle twinkle little star</p>
<p>Make a lady bird using a paper bowl</p> <p>You will need:</p> <ul style="list-style-type: none"> <li>○ One paper bowl.</li> <li>○ Red &amp; black paint.</li> <li>○ Paintbrush</li> <li>○ Pencil</li> <li>○ Googly eyes.</li> <li>○ P.V.A</li> </ul>  <p>Easy paper plate Ladybird</p> <ol style="list-style-type: none"> <li>1. Place the bowl upside down and paint the whole bowl using the red paint.</li> <li>2. Using a pencil, draw a curved shape for the face, a line down the middle and spots either side to create the ladybird's body.</li> <li>3. Paint the face, line and spots using black paint, then leave to dry.</li> <li>4. Once dry stick on your googly eyes using the glue.</li> </ol>	<p>Have a go at drawing some of the fruit from the story.</p>  <p>Talk to your grown up about which food you would like to feed the caterpillar</p> <p>Have a go at making a fruit salad with your grown up. An example one can be found on the link below, you can use any fruit you like!</p> <p><a href="https://www.eatsamazing.co.uk/family-friendly-recipes/easy-recipes-for-kids/cooking-with-small-child-simple-fruit-salad">https://www.eatsamazing.co.uk/family-friendly-recipes/easy-recipes-for-kids/cooking-with-small-child-simple-fruit-salad</a></p>	<p>Make a caterpillar from junk or from vegetables: i.e. - toilet rolls, cardboard tubes, empty yoghurt pots, small potatoes cut in half</p> 
<p>If you could be a bug which one would you be?</p> <p>Talk to your grown up about your choice of bug.</p>	<p>At the end of the story the Hungry Caterpillar turns into a butterfly.</p> <p>Can you draw/paint a butterfly?</p> <p>Can you draw/paint a caterpillar?</p>	<p>Create caterpillars from spaghetti!</p> <p>You could soak a little spaghetti in a little cold water and add green food colouring/paint. Once it is soft you have your very own caterpillars!</p> <p>You could also create caterpillars by threading pasta tubes with laces or string.</p>
<p>Practice your letter formation. Practise examples can be found on the home learning page on the school website.</p>	<p>Practise counting from 1 – 5. Ask your grown up to write the numbers 1-5 on paper so that you can see them too. See if you can go up to the number 10! See if you can go up to the number 10!</p>	<p>Have a go at tracing your name. Ask your grown up to write out your name so that you can trace around it.</p>