




Please complete each activity to support your learning.	Teriffic for Twos Home Learning	
<p>We go on lots of walks in our outside garden at school and we see lots of different bugs.</p> <p>Talk to your grown up about different types of bugs you have seen.</p> <p>Have a go at drawing some bugs with your grown up.</p>	<p>Read the Hungry Caterpillar with your grown up. Use this link: https://www.youtube.com/watch?v=eXHSqpo_Vv8</p> <p>Talk to your grown up about your favourite food.</p>	<p>We sing lots of different nursery rhymes in Twos, at the end of your sing some of your favourites with your grown up. See some examples below:</p> <p>Incy Wincy spider Humpty Dumpty Ba ba black sheep Twinkle twinkle little star</p>
<p>Make a lady bird using a paper bowl</p> <p>You will need:</p> <ul style="list-style-type: none"> ○ One paper bowl. ○ Red & black paint. ○ Paintbrush ○ Pencil ○ Googly eyes. ○ P.V.A  <p>Easy paper plate Ladybird</p> <ol style="list-style-type: none"> 1. Place the bowl upside down and paint the whole bowl using the red paint. 2. Using a pencil, draw a curved shape for the face, a line down the middle and spots either side to create the ladybird's body. 3. Paint the face, line and spots using black paint, then leave to dry. 4. Once dry stick on your googly eyes using the glue. 	<p>Have a go at drawing some of the fruit from the story.</p>  <p>Talk to your grown up about which food you would like to feed the caterpillar</p> <p>Have a go at making a fruit salad with your grown up. An example one can be found on the link below, you can use any fruit you like!</p> <p>https://www.eatsamazing.co.uk/family-friendly-recipes/easy-recipes-for-kids/cooking-with-small-child-simple-fruit-salad</p>	<p>Make a caterpillar from junk or from vegetables: i.e. - toilet rolls, cardboard tubes, empty yoghurt pots, small potatoes cut in half</p> 
<p>If you could be a bug which one would you be?</p> <p>Talk to your grown up about your choice of bug.</p>	<p>At the end of the story the Hungry Caterpillar turns into a butterfly.</p> <p>Can you draw/paint a butterfly?</p> <p>Can you draw/paint a caterpillar?</p>	<p>Create caterpillars from spaghetti!</p> <p>You could soak a little spaghetti in a little cold water and add green food colouring/paint. Once it is soft you have your very own caterpillars!</p> <p>You could also create caterpillars by threading pasta tubes with laces or string.</p>
<p>Practice your letter formation. Practise examples can be found on the home learning page on the school website.</p>	<p>Practise counting from 1 – 5. Ask your grown up to write the numbers 1-5 on paper so that you can see them too. See if you can go up to the number 10! See if you can go up to the number 10!</p>	<p>Have a go at tracing your name. Ask your grown up to write out your name so that you can trace around it.</p>