

### Mr Bonham's Challenge!

I hope you're all well and hope you are taking part in lots of exciting learning at home- especially that very important subject called PE :-)

I just wanted to let you all know about a few little challenges you can do at home or in your gardens to help you to keep active and to also challenge yourself. Follow the links below- we want to see how well you can do in a week.

[https://youtu.be/tJ9e\\_CuSKQg](https://youtu.be/tJ9e_CuSKQg) - part 1

<https://youtu.be/YQ8bKmiaPPg> - part 2

We would love to see some photos/videos of you trying these challenges.

I know it's difficult staying home but remember you're all playing an important part in helping to keep the country safe! Please stay at home, stay safe and we look forward to seeing your PE challenge photos and videos. Mr Boneham

Finally, to all our children and all our grown ups, we at Perry Hall school are incredibly proud of you all.

Keep on creating, keep on cooking and baking!

Please share all your lovely pictures/ comments with your Twos family on [ph.eyfshomelearning@perryhallmat.co.uk](mailto:ph.eyfshomelearning@perryhallmat.co.uk).

We love seeing all our children doing such lovely things, keeping busy and most of all, your smiles are in all your photos and they brighten up our day!


See you all very soon,

Love from

All your teachers at Terrific for Twos!

## Perry Hall News! Terrific for Twos

Wednesday 22nd April



A Place to Grow

### Be Happy, Be healthy!

Welcome to our second year group newsletter. The theme of this newsletter is "Be happy, be healthy".

We want to ensure all our families are looking after each others' wellbeing while at home. To support you with this, we will be sharing lots of fun ideas which the whole family can enjoy together at home.

Thank you to all of the children that have sent in photos of their fun and learning. We have added some to this newsletter and will also be uploading them onto our website. Please keep them coming in via your year group email address, with your permission for us to share them.

Please stay safe and get in touch via email or phone if you require any support.

Miss Kohli—missing you all.



"This banana bread was super yummy and it was perfect with custard, what have you all been baking?" - Mrs Gill

### Message from Mrs Cook- Our Relax Kids Teacher

As you may remember, I do Relax kids classes across school and have a club after school as well. Here are some activities to help you keep clam and relax.

[Calmometer link](#)

[Calm card link](#)

[Calm Activities link](#)

Some somewhere over the rainbow, skies are blue, and the dreams that you dare to dream, really do come true." Stay safe, safe happy and stay strong🌈. I look forward to our next Relax kids adventure together. Mrs Cook!

Hi to all our children in Terrific for Twos!

We have loved seeing all the lovely pictures and learning that all the children have been sending us and we will be sharing them in this newsletter. The Twos staff have also been busy doing lots of baking, bike riding, gardening and learning lots of new recipes!

Mrs Gill ahs mastered her banana cake recipe and has had lots of fun eating it too!

We hope you are all keeping well and safe, we are all missing you and look forward to seeing you all soon!



### Message from our Chair of Governors

Hi Everyone. Isn't it amazing how much we are all missing Perry Hall? Our children are missing learning exciting new things and playing with their friends, staff are missing teaching and interacting with their pupils and parents are missing hearing from our children about the fun they have had during their day on the way home each day. My favourite thing about being a governor at Perry Hall is going into school when the classrooms are full of pupils and staff and the whole building is alive! I hope you are all well and staying safe and look forward to seeing everyone again soon.  
Mr Tarbuck

Colman Avenue, Wolverhampton, WV11 3RT. Telephone number: 01902558538

School website: [www.perryhall.co.uk](http://www.perryhall.co.uk)



Email address: [perryhallprimaryschool@wolverhampton.gov.uk](mailto:perryhallprimaryschool@wolverhampton.gov.uk)

Executive Headteacher: Miss R Kohli

## Mathematics Daily Learning– Update

Week 1	+
Week 2	+
Summer Term – Week 1 (w/c 20 April)	–

Day 1 - Supertato



### Week 1 and 2

The two weeks of lessons from before the Easter holiday are still available to access.

### Summer Term

Similar daily maths lessons will be available Monday-Friday each week throughout the Summer Term. A new book is introduced weekly.

You do not need to buy books to complete these activities

Follow these easy steps...

1. Watch the video with your child.
2. 'Get the Activity'- download the document which is full of fun mathematical activities.
3. Have fun with your child. Remember to send pictures of your work to our EYFS email address, with your permission for us to use them in our next newsletter and on our school website.





**Remember, maths is all around us! Make it fun and practical for your child!**


Here are some other suggestions.....

Practise forming letters in sand/paint..anything

### Smack it!



Lego patterns



Spinning

cups

### Make it fun!!



## Arts and Crafts

A beautiful ladybird made by one of our children in Twos at home. How lovely! We look forward to seeing many more of your creations!!!



A bug hotel!

We do listen to lots of calming music at school and you can find them on <https://m.youtube.com>



### Home Learning Grids

The latest home learning grids were sent out just before we broke up for the Easter holidays.

The links were sent via text but they can also be found on the school website.



“Hi everyone hope your all well. We are missing you lots and can't wait to see you all. Hope you are enjoying the time with your family and keeping busy with all the activities set for you. Hope to see you all soon.

Stay safe, love from  
Miss Davies”

Another activity to do with your grown up to make you smile...

### Petal power

As children we played with petals a lot more because we spent more time outside, usually without parents watching. These days there are a lot more rules for children to follow. Don't get us wrong - rules are great! But they shouldn't mean that our children lose their connection with nature. This activity is a great throwback down memory lane! It will allow your children to use their sense of smell to connect with nature.

For this activity you'll need some petals. You can buy some petals at a shop but we recommend getting children to pick them from your area. Get children to work in groups of 4 or 5 and pick one petal each. You can make this a seasonal activity by picking flowers relevant to each season. Ask the children to silently enjoy the smell of petals. What colours are the petals? How do the petals feel in their hands?

Get the children to rub the petals together and watch as the water seeps out of them. Encourage the children to focus their minds on the change of colour, shape and texture of the petal when they squeeze it. Hand the children a bowl and let them put the petals into it. Then give the children some time to play with them and make perfumes or potions. Finish this activity with a deep breath and a smile!

"Hello children I hope you are all keeping well and safe! These last few weeks have been very strange indeed and continues to keep us all at home and safe. Whilst we are at home there are lots of different things we can do and some of them have been added here. I have learnt to knit! I am getting there slowly. Take care every one and see you all very soon! - Mrs Gill



### Contact with Families

We are hoping to ensure we have made some form of contact with each of our school families.

If you have not yet made contact with your child's teachers via the year group emails, then please ensure that you do this- we'd love to hear about and see via photos the fun things you have been getting up to at home.

If we have not heard from you, via any means of communication, then we plan to make phone calls to check in with those families we have not heard from since the school closed.



"Hi everyone, hope you are all ok and staying safe! We are missing you all and can't wait to see how much you've grown and turned into big boys and girls. Take care and we'll see you all soon, love from

Miss Samuels"  
Plants we have planted



Twos staff are perfecting recipes to make at home! Learning lots of new food tricks!!!

Can you help an adult to bake at home?

Make sure you send the photos to

Ph.eyfshomelearning@perryhallmat.co.uk



## English Daily Learning- Update



### Reading

During the Summer term, Oxford Owl continue to offer access to their online library of eBooks for children to read from home. These are the same books as we have in school and can be accessed using this link:

<https://home.oxfordowl.co.uk/>

Reading with your children is enjoyable and your child will get so much out of the experience, not just their relationship with you, but also develop a love of learning. Reading is essential to their long term achievement both at school and in life—so share a book each day!

### Phonics

To ensure children in Nursery and Reception have access to high quality phonics during the school closure, virtual *Read Write Inc.* Phonics lessons are available on Facebook and YouTube for children to watch at home. From 20th April, the films will be released at the times shown below (Monday to Friday). Each film is 10 –15 minutes in length and will be available on YouTube for 24 hours.

<b>Set 1</b>	
Speed Sounds	9:30
Word Time	9:45
Spelling	10:00
<b>Set 2</b>	
Speed Sounds Am Word Time	10:00
Spelling	10:15
<b>Set 3</b>	
Speed Sounds and Word Time	10:30
Spelling	10:45
<b>Storytime with Nick (Mon, Wed, Fri)</b>	14:00

### Writing

In Early Years, Speaking and Listening is equally as important as Writing. Encourage your children to talk about their day, about the books that they have read and about subjects they are interested in. For older children, encourage them to write some of their ideas down, write labels and short sentences.



For younger children, provide a range of mark making

activities. See these



examples:  
On cling film



chalks outside



in rice / flour / foam

## Curriculum—Update


This tracker helps you and your child prepare for school.



Please use this 'Road to School' tracker to help prepare your child for Nursery in September

## Curriculum - Update

This term we have put together some activities that tie in with Goldilocks and the three Bears. We have added some bear biscuits, some 'numbear' activities with counting charts. Have a go at paw printing with potato's. Goldilocks eats all the porridge, see if you can have a go at making some porridge with your grown up and add your favourite toppings. This topic is support children in having lots of fun in their learning. Please continue with letter formation and line practise.



## TENSE AND RELEASE

MUSCLE RELAXATION

We hope all our children are happy, here are some ways to relax and stay happy.

- Starting at the feet, gently squeeze the muscles in the feet by tightening them, then slowly releasing.
- Next, squeeze the large muscles in the calves for 5 seconds, then gently release. Working your way up the body, squeeze the thigh muscles for 5 seconds then gently release.
- Continue moving up the body for more relaxation.



### Mindful mud

Mud is amazing and we love it why? Because apart from being incredibly fun, it can help children build their immune system and help reduce allergies.

Most children also love mud. But we know that some aren't instantly drawn to mud, or are they really too touch it. It can take time for some children to do this, especially if the children are frequently told to wash their hands or can't get it at home. This is where it's important to engage parents and make sure they know all about the benefits of mud as well.

It doesn't matter what type of mud you use for this activity. It can be from a grassy field or you can buy your own compost. But the simplest solution is using the mud from your own space.

Ask the children to find something in the mud and let play with it while they sit or stand. Remember to give children to use their feet then hands when finding mud. Get the children to squeeze the mud and squish it in-between their fingers. Then encourage them to shake and open their hands, while they use their finger over the palm of their hand and draw different shapes. Draw their attention to the sticky and smooth texture of mud. Then ask them to place both of their hands together, pressing the mud between both hands and rubbing them together. Get the children to take a breath and then cross their fingers over one another. Encourage them to take a deep breath.

Then get children to focus on the colours they see. What light can they see shining off the mud? Encourage the children to use their imagination to make things and play in the mud. Allow them to talk and share plenty of smiles. End the session by drawing a smile in the mud or on their hands.

eyfshomelearning@perryhallmat.co.uk

A very creative tuff tray!!



"Hi everyone, I hope you are well and all having lots of fun at home and enjoying the sunshine.

We miss you all. Stay safe and I'll see you soon"

Miss Platow.



## E-Safety

During the school closure, we know that children have a greater exposure to the online world. It is really important that they keep themselves safe. Children and parents can take part in a range of activities at:

<https://www.thinkuknow.co.uk/>

If you have any concerns, regarding your child's safety online, and you believe they are being targeted, you can report this through CEOP, the online police.

<https://www.ceop.police.uk/safety-centre/>

Please send all your pictures and work to:

ph.eyfshomelearning@perryhallmat.co.uk

We take turn to check the emails every day Monday-Friday.

We love to hear from you!

Perhaps your work might feature in the next newsletter.

If you would like your child's work or image in the next newsletter, please give written permission when you email.