

### Mr Bonham's Challenge!

I hope you're all well and hope you are taking part in lots of exciting learning at home- especially that very important subject called PE :-)

I just wanted to let you all know about a few little challenges you can do at home or in your gardens to help you to keep active and to also challenge yourself. Follow the links below- we want to see how well you can do in a week.

[https://youtu.be/tJ9e\\_CuSKQg](https://youtu.be/tJ9e_CuSKQg) - part 1

<https://youtu.be/YQ8bKmiaPPg> - part 2

We would love to see some photos/videos of you trying these challenges.

I know it's difficult staying home but remember you're all playing an important part in helping to keep the country safe! Please stay at home, stay safe and we look forward to seeing your PE challenge photos and videos. Mr Boneham

Ollie made a bug hotel.



It is bugtastic!



## Perry Hall News! Reception

Wednesday 22nd April



A Place to Grow

### Be Happy, Be healthy!

Welcome to our second year group newsletter. The theme of this newsletter is "Be happy, be healthy".

We want to ensure all our families are looking after each others' wellbeing while at home. To support you with this, we will be sharing lots of fun ideas which the whole family can enjoy together at home.

Thank you to all of the children that have sent in photos of their fun and learning. We have added some to this newsletter and will also be uploading them onto our website. Please keep them coming in via your year group email address, with your permission for us to share them.

Please stay safe and get in touch via email or phone if you require any support.

Miss Kohli—missing you all.



Lyla enjoyed painting rainbows.

William made a caterpillar out of egg boxes.



### Message from Mrs Cook- Our Relax Kids Teacher

As you may remember, I do Relax kids classes across school and have a club after school as well. Here are some activities to help you keep clam and relax.

[Calmometer link](#)

[Calm card link](#)

[Calm Activities link](#)

Some somewhere over the rainbow, skies are blue, and the dreams that you dare to dream, really do come true." Stay safe, safe happy and stay strong👊. I look forward to our next Relax kids adventure together. Mrs Cook!

Hi Reception,

I just want to let you know that we are all missing you and school is not the same without you. I hope you have been spending lots of time with your family and playing outside in the garden. I love seeing what you have been doing, so keep sending your work to our email address. Seeing your work makes me smile. I am missing all your little faces and smiles, and can not wait to have our whole class back together. See you soon, stay safe.

Lots of love and air hugs, Mrs Russell x

### Message from our Chair of Governors

Hi Everyone. Isn't it amazing how much we are all missing Perry Hall? Our children are missing learning exciting new things and playing with their friends, staff are missing teaching and interacting with their pupils and parents are missing hearing from our children about the fun they have had during their day on the way home each day. My favourite thing about being a governor at Perry Hall is going into school when the classrooms are full of pupils and staff and the whole building is alive! I hope you are all well and staying safe and look forward to seeing everyone again soon.  
Mr Tarbuck

Colman Avenue, Wolverhampton, WV11 3RT. Telephone number: 01902558538

School website: [www.perryhall.co.uk](http://www.perryhall.co.uk)

Email address: [perryhallprimaryschool@wolverhampton.gov.uk](mailto:perryhallprimaryschool@wolverhampton.gov.uk)

Executive Headteacher: Miss R Kohli

## Mathematics Daily Learning– Update

<https://whiterosemaths.com/homelearning/early-years/>

Week 1	+
Week 2	+
Summer Term – Week 1 (w/c 20 April)	–

Day 1 - Supertato

The screenshot shows a website interface with a book cover for 'Supertato' and a button labeled 'Get the Activity'. An arrow points from the button to the text 'Follow these easy steps...'.


Follow these easy steps...

1. Watch the video with your child.
2. 'Get the Activity'- download the document which is full of fun mathematical activities.
3. Have fun with your child. Remember to send pictures of your work to our EYFS email address, with your permission for us to use them in our next newsletter and on our school website.

Remember, maths is all around us! Make it fun and practical for your child.

Here are some other suggestions....


Smack it!



Lego Patterns.



Spinning Cups.



Practise forming numbers  
in sand/glitter/  
paint...anything to make it  
fun!



Week 1 and 2

The two weeks of lessons from before the Easter holiday are

Summer Term

Similar daily maths lessons will be available Monday-Friday each week throughout the Summer Term. A new book is introduced weekly.

**You do not need to buy these books to complete the activities.**



## Arts and Crafts



Collect natural objects from your garden and make a collage or a picture. Send a picture of your work to us.

Make musical shakers using bottles. Add rice, pasta, buttons and see what sounds they make. Don't forget to decorate your shaker.


Challenge!

Help your grown up make dinner or bake a cake.

Draw a picture of your favourite story book or character and write a sentence about it.

Remember to send us pictures of your work.

Change 4 Life 10 minute shake up Change4Life has launched a national 10 Minute Shake Ups programme with Disney, Sport England and schools to help get the nation's children active. Being active helps children to build social skills, boost self-confidence and mental wellbeing, and improve bone and heart health.



<https://www.nhs.uk/10-minute-shake-up/shake-ups>

Home Learning Grids

The latest home learning grids were sent out just before we broke up for the Easter holidays.

The links were sent via text but they can also be found on the school website.



Hi everyone,

I hope you are all staying safe and enjoying to beautiful weather.

I've been keeping busy with my little boy, helping him learn just like your grown ups have been doing with all of you. I've seen some lovely work that you have been doing. Stay safe

Miss Stanyer x

Children's well-being is without doubt at the core of the Early Years Foundations Stage (EYFS), and certainly a significant issue for all of us at the moment. Help your child by:

- Having reasonable rules that fit with children's rhythms and give a pattern to daily life.
- Ensuring safety without stopping reasonable risk-taking.
- Letting children gain a sense of well-being when they are encouraged to take responsibility and to join in by helping with manageable tasks that interest them.
- Providing opportunities for children to explore, play and learn in a safe and secure environment .



Cole and his brothers have been busy making moon dough, baking and playing in the garden.

Hi everyone,

Hope you're all enjoying time with your families and staying safe. It's been so nice to see all of your work that you have been sending in. It's put a smile on all our faces!

I've been keeping myself busy at home, trying to learn how to cook new things, as well as making sure I keep fit, taking a daily walk each day.

I'm also hoping to move house very soon so it's given me a chance to sort through all of my things. While sorting, I found my box full of memories that remind me of special times in my life. Maybe you could create something special to look back on, to remember your time at home with your family.

I miss you all lots but hopefully it won't be long until we are all back together.

Miss Scott x

### Contact with Families

We are hoping to ensure we have made some form of contact with each of our school families.

If you have not yet made contact with your child's teachers via the year group emails, then please ensure that you do this- we'd love to hear about and see via photos the fun things you have been getting up to at home.

If we have not heard from you, via any means of communication, then we plan to make phone calls to check in with those families we have not heard from since the school closed.



Please send all your pictures and work to:

ph.eyfshomelearning@perryhallmat.co.uk

We love to hear from you!

## English Daily Learning– Update



### Reading

During the Summer term, Oxford Owl continue to offer access to their online library of eBooks for children to read from home. These are the same books as we have in school and can be accessed using this link:

<https://home.oxfordowl.co.uk/>

Reading with your children is enjoyable and your child will get so much out of the experience, not just their relationship with you, but also develop a love of learning. Reading is essential to their long term achievement both at school and in life—so share a book each day!

### Phonics

To ensure children in Nursery and Reception have access to high quality phonics during the school closure, virtual *Read Write Inc.* Phonics lessons are available on Facebook and YouTube for children to watch at home. From 20th April, the films will be released at the times shown below (Monday to Friday). Each film is 10 –15 minutes in length and will be available on YouTube for 24 hours.

<b>Set 1</b>	
Speed Sounds	9:30
Word Time	9:45
Spelling	10:00
<b>Set 2</b>	
Speed Sounds Am Word Time	10:00
Spelling	10:15
<b>Set 3</b>	
Speed Sounds and Word Time	10:30
Spelling	10:45
<b>Storytime with Nick (Mon, Wed, Fri)</b>	14:00

### Writing

In Early Years, Speaking and Listening is equally as important as Writing. Encourage your children to talk about their day, about the books that they have read and about subjects they are interested in. For older children, encourage them to write some of their ideas down, write labels and short sentences.



For younger children, provide a range of mark making activities. See these examples:



On cling film



chalks outside



in rice / flour / foam

## Curriculum—Update

Children in Key Stage 1 and 2 have been set a weekly Science enquiry task that you may wish to discuss with your children or allow older siblings to share with their younger brothers and sisters. This week's activity focusses on the enquiry type of **pattern seeking**:

### Question



Is there a link between the length of your outstretched arms and your height?

Take measurements of the people in your house to try and answer the question above. You might measure in centimeters or in the number of pencils long. Once you have measured someone's outstretched arms and their height compare the measurements.  
How about other body parts eg. Foot length and height, Foot and forearm, Hand and Leg length etc.

Help your child compare their height and length of arms to other people in your household and to take measurements using either a standard unit of measurement (tape measure, ruler etc) or non-standard unit of measurement (how many toys tall are they?). We'd love to see their findings and celebrate their Science learning in our next newsletter.



## Curriculum - Update

### For activity ideas, log onto:

[www.twinkl.co.uk/resources/home-early-years](http://www.twinkl.co.uk/resources/home-early-years)

During the Summer Term, we help prepare your child for year 1. Here are a few ways you could do this at home, which will help your child move onto the next stage of their learning,

- Encourage them to dress and undress themselves, including buttons, laces and zips.
- Read daily with your child—it is important your child still hears stories.
- Seated activities for short periods of time.
- Create a picture of themselves, with what they are good at and what they would like to learn in year 1.

Remember, learning is all about having fun together.

## The Mindful Jar

This activity can teach children how strong emotions can take hold, and how to find peace when these strong emotions feel overwhelming.

First, get a clear jar and fill it almost all the way with water. Next, add a big spoonful of glitter glue or glue and dry glitter to the jar. Put the lid back on the jar and shake it to make the glitter swirl.


Finally, use the following script or take inspiration from it to form your own mini-lesson:

"Imagine that the glitter is like your thoughts when you're stressed, mad or upset. See how they whirl around and make it really hard to see clearly? That's why it's so easy to make silly decisions when you're upset – because you're not thinking clearly. Don't worry this is normal and it happens in all of us

[Now put the jar down in front of them.]

Now watch what happens when you're still for a couple of moments. Keep watching. See how the glitter starts to settle and the water clears?

Your mind works the same way. When you're calm for a little while, your thoughts start to settle and you start to see things much clearer. Deep breaths during this calming process can help us settle when we feel a lot of emotions" (Karen Young, 2017).



Anik has been working hard practising his words. Well done!

Ollie painted some mini beast rocks. They will look lovely in our reception garden.



## E-Safety

During the school closure, we know that children have a greater exposure to the online world. It is really important that they keep themselves safe. Children and parents can take part in a range of activities at:

<https://www.thinkuknow.co.uk/>

If you have any concerns, regarding your child's safety online, and you believe they are being targeted, you can report this through CEOP, the online police.

<https://www.ceop.police.uk/safety-centre/>

Hello Children,

I hope you and your families are happy and well. I really miss you all and I am looking forward to the day that we can all be back in school together again.

My family and I are safe and well and keeping busy. I have spent time in the garden, planting seeds and reading, whilst enjoying the sunshine. I have done lots of jobs in my house which has never been so tidy.

Take care and I look forward to seeing you soon.

Mrs Williams x